

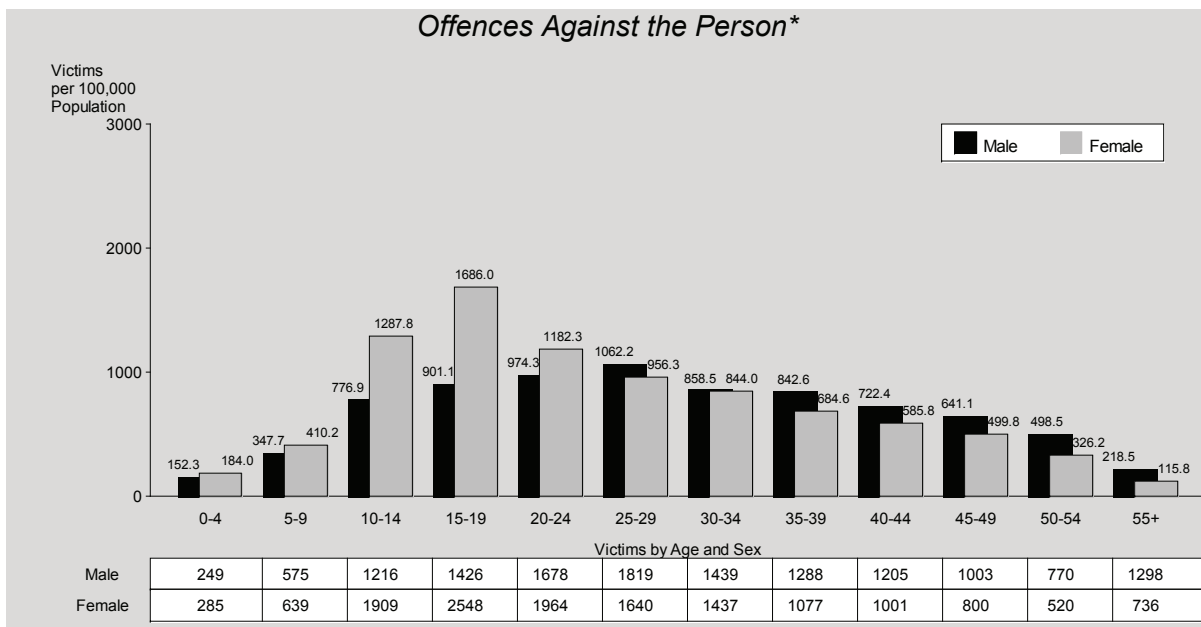
Victims of Crime

This section contains detailed information relating to victims of offences against the person. They do not provide a unique victim count as one person may be counted several times if they were the victim of more than one offence.

There are several cases where the victim of an offence against the person is not, according to the statistical definitions used, a person. For example, the victim of an armed robbery of a bank is the banking organisation, rather than the teller, while ‘armed so as to cause fear or alarm’ is commonly a “Regina” offence, where the Crown is deemed to be the victim. Organisations which were the victims of crime were not included in the following tables and graphs.

As the graph below illustrates, females aged fifteen to nineteen years are the most common victims of offences against the person on a per capita basis. Females aged fifty-five and over are the least victimised. During 2015/16, there were slightly more female than male victims. Fifty-one percent of victims were female, while forty-nine percent of victims were male.

The Australian Bureau of Statistics’ *Population by Age and Sex, Australian States and Territories*, December 2015 (3201.0) was used to calculate the number of victims per 100,000 persons. ‘Age’ refers to the victim’s age on the date the offence was reported to police, rather than their age on the date the offence occurred.



* Only those offences where the victim’s age and sex were identified are included.

Victims of Crime:

Victims of Crime by Age and Sex* – 2015/16

Offence	0-14		15		16		17		18		19	
	Male	Female	Male	Female	Male	Female	Male	Female	Male	Female	Male	Female
Brisbane Region												
Homicide (Murder)	1	3	0	0	0	1	0	0	0	0	0	0
Other Homicide	1	1	0	0	0	1	0	0	1	0	0	0
Attempted Murder	1	1	0	0	0	1	0	0	0	0	0	0
Conspiracy to Murder	0	0	0	0	0	0	0	0	0	0	0	0
Manslaughter (excl. by Driving & Striking)	0	0	0	0	0	0	0	0	0	0	0	0
Manslaughter - Unlawful Striking Cause Death	0	0	0	0	0	0	0	0	1	0	0	0
Driving Causing Death	0	0	0	0	0	0	0	0	0	0	0	0
Assault	203	132	33	37	31	28	32	22	43	45	63	30
Grievous Assault	2	0	1	1	0	1	4	0	5	1	1	0
Serious Assault	99	54	17	18	18	15	17	10	27	20	43	15
Serious Assault (Other)	10	11	2	2	3	1	2	2	1	4	3	3
Common Assault	92	67	13	16	10	11	9	10	10	20	16	12
Sexual Offences	65	177	11	73	6	36	3	30	3	34	5	27
Rape and Attempted Rape	6	23	1	12	1	11	0	9	2	16	2	14
Other Sexual Offences	59	154	10	61	5	25	3	21	1	18	3	13
Robbery	16	3	8	5	5	1	8	1	14	3	10	2
Armed Robbery	6	0	4	3	2	0	3	0	6	1	4	0
Unarmed Robbery	10	3	4	2	3	1	5	1	8	2	6	2
Other Offences Against the Person	37	38	6	4	6	7	3	11	2	11	8	7
Kidnapping & Abduction etc.	3	7	2	2	0	2	1	3	0	3	2	2
Extortion	0	0	0	0	0	1	0	1	0	0	0	0
Stalking	0	5	1	0	3	1	0	2	0	4	0	2
Life Endangering Acts	34	26	3	2	3	3	2	5	2	4	6	3
Offences Against the Person	323	354	58	119	48	74	46	64	63	93	86	66
Central Region												
Homicide (Murder)	0	0	0	0	0	0	0	0	0	0	0	0
Other Homicide	0	0	0	0	0	0	0	0	0	0	0	0
Attempted Murder	0	0	0	0	0	0	0	0	0	0	0	0
Conspiracy to Murder	0	0	0	0	0	0	0	0	0	0	0	0
Manslaughter (excl. by Driving & Striking)	0	0	0	0	0	0	0	0	0	0	0	0
Manslaughter - Unlawful Striking Cause Death	0	0	0	0	0	0	0	0	0	0	0	0
Driving Causing Death	0	0	0	0	0	0	0	0	0	0	0	0
Assault	258	213	52	61	49	43	44	39	58	49	39	43
Grievous Assault	1	1	2	0	1	0	1	0	5	1	1	0
Serious Assault	125	96	23	33	30	28	28	18	31	24	23	22
Serious Assault (Other)	14	7	5	2	4	0	2	1	3	2	5	2
Common Assault	118	109	22	26	14	15	13	20	19	22	10	19
Sexual Offences	104	348	18	108	5	42	1	52	3	29	3	23
Rape and Attempted Rape	17	59	1	19	1	11	0	17	1	12	1	8
Other Sexual Offences	87	289	17	89	4	31	1	35	2	17	2	15
Robbery	6	1	0	1	1	2	3	1	3	0	1	2
Armed Robbery	0	0	0	1	0	0	0	0	2	0	1	2
Unarmed Robbery	6	1	0	0	1	2	3	1	1	0	0	0
Other Offences Against the Person	50	42	3	5	1	4	3	7	6	8	2	7
Kidnapping & Abduction etc.	8	7	0	3	0	0	0	0	1	1	0	0
Extortion	0	0	0	0	0	0	0	0	1	0	0	0
Stalking	1	5	0	1	1	2	1	4	0	1	1	4
Life Endangering Acts	41	30	3	1	0	2	2	3	4	6	1	3
Offences Against the Person	418	604	73	175	56	91	51	99	70	86	45	75
Northern Region												
Homicide (Murder)	0	0	0	0	0	0	0	0	0	0	0	0
Other Homicide	0	0	0	0	0	0	0	0	0	0	0	0
Attempted Murder	0	0	0	0	0	0	0	0	0	0	0	0
Conspiracy to Murder	0	0	0	0	0	0	0	0	0	0	0	0
Manslaughter (excl. by Driving & Striking)	0	0	0	0	0	0	0	0	0	0	0	0
Manslaughter - Unlawful Striking Cause Death	0	0	0	0	0	0	0	0	0	0	0	0
Driving Causing Death	0	0	0	0	0	0	0	0	0	0	0	0
Assault	311	341	50	83	41	87	42	70	52	79	39	79
Grievous Assault	3	6	3	2	2	2	0	2	5	4	6	3
Serious Assault	148	151	19	50	20	52	29	47	35	48	25	44
Serious Assault (Other)	22	18	3	1	1	6	2	4	4	2	4	2
Common Assault	138	166	25	30	18	27	11	17	8	25	4	30
Sexual Offences	98	366	9	97	4	46	5	34	3	25	0	19
Rape and Attempted Rape	17	55	2	18	1	12	0	10	0	9	0	9
Other Sexual Offences	81	311	7	79	3	34	5	24	3	16	0	10
Robbery	8	1	2	0	1	2	0	2	3	1	3	0
Armed Robbery	1	0	0	0	1	0	0	1	1	0	1	0
Unarmed Robbery	7	1	2	0	0	2	0	1	2	1	2	0
Other Offences Against the Person	46	54	1	3	1	3	4	1	2	2	0	8
Kidnapping & Abduction etc.	7	6	1	1	0	1	0	0	1	0	0	2
Extortion	0	0	0	0	0	0	0	0	0	0	0	1
Stalking	1	4	0	2	0	2	0	0	0	0	0	3
Life Endangering Acts	38	44	0	0	1	0	4	1	1	2	0	2
Offences Against the Person	463	762	62	183	47	138	51	107	60	107	42	106

Victims of Crime:

Victims of Crime by Age and Sex* – 2015/16

Offence	20-24		25-29		30-39		40-49		50 & over		Not Stated	
	Male	Female	Male	Female	Male	Female	Male	Female	Male	Female	Male	Female
Brisbane Region												
Homicide (Murder)	0	0	0	0	1	0	0	1	3	0	0	0
Other Homicide	0	1	1	1	2	5	6	2	3	1	0	0
Attempted Murder	0	1	1	1	2	5	6	2	3	1	0	0
Conspiracy to Murder	0	0	0	0	0	0	0	0	0	0	0	0
Manslaughter (excl. by Driving & Striking)	0	0	0	0	0	0	0	0	0	0	0	0
Manslaughter - Unlawful Striking Cause Death	0	0	0	0	0	0	0	0	0	0	0	0
Driving Causing Death	0	0	0	0	0	0	0	0	0	0	0	0
Assault	357	215	428	182	651	277	468	191	385	161	1	1
Grievous Assault	20	3	29	6	29	10	19	6	16	2	0	0
Serious Assault	210	103	187	80	262	126	201	73	191	65	0	1
Serious Assault (Other)	24	19	64	24	108	35	89	35	106	53	0	0
Common Assault	103	90	148	72	252	106	159	77	72	41	1	0
Sexual Offences	18	134	8	68	20	97	21	51	22	40	2	0
Rape and Attempted Rape	3	63	4	30	4	44	5	19	7	14	0	0
Other Sexual Offences	15	71	4	38	16	53	16	32	15	26	2	0
Robbery	40	19	27	14	31	16	27	4	18	6	0	0
Armed Robbery	10	6	9	6	12	4	12	2	4	3	0	0
Unarmed Robbery	30	13	18	8	19	12	15	2	14	3	0	0
Other Offences Against the Person	36	46	32	38	54	80	38	50	45	36	1	1
Kidnapping & Abduction etc.	6	9	3	5	3	8	2	3	1	2	0	0
Extortion	4	1	6	0	3	2	0	0	4	0	0	0
Stalking	3	19	6	22	13	42	9	24	10	9	0	0
Life Endangering Acts	23	17	17	11	35	28	27	23	30	25	1	1
Offences Against the Person	451	415	496	303	759	475	560	299	476	244	4	2
Central Region												
Homicide (Murder)	3	0	1	0	2	1	1	0	0	1	0	0
Other Homicide	1	2	3	0	3	0	4	1	4	3	0	0
Attempted Murder	1	2	1	0	1	0	2	1	1	1	0	0
Conspiracy to Murder	0	0	0	0	0	0	0	0	0	0	0	0
Manslaughter (excl. by Driving & Striking)	0	0	1	0	0	0	0	0	0	0	0	0
Manslaughter - Unlawful Striking Cause Death	0	0	0	0	1	0	0	0	0	0	0	0
Driving Causing Death	0	0	1	0	1	0	2	0	3	2	0	0
Assault	280	235	298	186	403	298	372	243	326	174	0	1
Grievous Assault	18	11	25	9	54	8	48	12	47	13	0	0
Serious Assault	136	97	99	98	148	145	146	109	135	77	0	0
Serious Assault (Other)	44	26	58	26	66	31	71	26	94	44	0	1
Common Assault	82	101	116	53	135	114	107	96	50	40	0	0
Sexual Offences	7	84	4	33	11	52	6	40	7	23	0	2
Rape and Attempted Rape	2	42	0	11	1	26	3	21	2	9	0	0
Other Sexual Offences	5	42	4	22	10	26	3	19	5	14	0	2
Robbery	11	7	13	3	15	5	14	7	14	9	1	0
Armed Robbery	7	3	6	0	9	2	5	4	8	5	1	0
Unarmed Robbery	4	4	7	3	6	3	9	3	6	4	0	0
Other Offences Against the Person	15	39	14	29	44	47	28	36	38	47	0	0
Kidnapping & Abduction etc.	2	7	2	6	8	6	2	6	0	2	0	0
Extortion	1	0	1	0	0	1	2	2	1	2	0	0
Stalking	0	17	3	9	5	19	9	12	2	15	0	0
Life Endangering Acts	12	15	8	14	31	21	15	16	35	28	0	0
Offences Against the Person	317	367	333	251	478	403	425	327	389	257	1	3
Northern Region												
Homicide (Murder)	0	0	1	1	2	1	2	1	1	1	0	0
Other Homicide	0	0	0	0	1	1	0	1	1	0	0	0
Attempted Murder	0	0	0	0	0	1	0	0	1	0	0	0
Conspiracy to Murder	0	0	0	0	0	0	0	0	0	0	0	0
Manslaughter (excl. by Driving & Striking)	0	0	0	0	0	0	0	0	0	0	0	0
Manslaughter - Unlawful Striking Cause Death	0	0	0	0	0	0	0	0	0	0	0	0
Driving Causing Death	0	0	0	0	1	0	0	1	0	0	0	0
Assault	327	437	402	396	509	549	438	381	364	240	1	2
Grievous Assault	22	20	16	14	32	20	19	13	18	5	0	0
Serious Assault	140	243	138	199	199	291	189	192	165	107	0	1
Serious Assault (Other)	59	36	98	46	130	61	94	41	95	64	0	0
Common Assault	106	138	150	137	148	177	136	135	86	64	1	1
Sexual Offences	4	66	3	65	9	79	7	51	6	23	0	4
Rape and Attempted Rape	2	28	0	27	2	38	4	25	2	6	0	0
Other Sexual Offences	2	38	3	38	7	41	3	26	4	17	0	4
Robbery	12	11	10	4	16	9	8	8	18	6	0	0
Armed Robbery	6	1	4	1	8	0	6	4	7	2	0	0
Unarmed Robbery	6	10	6	3	8	9	2	4	11	4	0	0
Other Offences Against the Person	9	20	18	26	22	38	31	28	25	16	0	0
Kidnapping & Abduction etc.	1	1	3	4	2	4	0	2	0	0	0	0
Extortion	0	0	0	0	0	0	2	1	1	1	0	0
Stalking	3	8	4	7	3	14	7	10	9	8	0	0
Life Endangering Acts	5	11	11	15	17	20	22	15	15	7	0	0
Offences Against the Person	352	534	434	492	559	677	486	470	415	286	1	6

* Only those offences where the victim's age and sex were identified are included.

Victims of Crime:

Victims of Crime by Age and Sex* – 2015/16

Offence	0-14		15		16		17		18		19	
	Male	Female	Male	Female	Male	Female	Male	Female	Male	Female	Male	Female
South Eastern Region												
Homicide (Murder)	0	0	0	0	1	0	0	0	0	0	0	0
Other Homicide	0	0	0	0	0	0	0	0	0	0	0	0
Attempted Murder	0	0	0	0	0	0	0	0	0	0	0	0
Conspiracy to Murder	0	0	0	0	0	0	0	0	0	0	0	0
Manslaughter (excl. by Driving & Striking)	0	0	0	0	0	0	0	0	0	0	0	0
Manslaughter - Unlawful Striking Cause Death	0	0	0	0	0	0	0	0	0	0	0	0
Driving Causing Death	0	0	0	0	0	0	0	0	0	0	0	0
Assault	187	136	34	43	26	35	45	41	53	32	43	39
Grievous Assault	4	0	2	2	3	2	6	1	7	4	8	1
Serious Assault	100	55	21	17	16	20	21	23	35	16	27	22
Serious Assault (Other)	4	13	2	1	1	2	4	1	2	2	3	3
Common Assault	79	68	9	23	6	11	14	16	10	10	5	13
Sexual Offences	73	242	10	59	1	45	3	39	2	14	1	18
Rape and Attempted Rape	9	53	1	14	0	19	0	18	1	10	0	11
Other Sexual Offences	64	189	9	45	1	26	3	21	1	4	1	7
Robbery	11	2	7	4	9	2	12	3	16	2	9	5
Armed Robbery	4	0	2	1	1	0	5	1	5	0	4	1
Unarmed Robbery	7	2	5	3	8	2	7	2	11	2	5	4
Other Offences Against the Person	33	31	3	2	7	11	4	4	2	3	1	7
Kidnapping & Abduction etc.	5	3	0	1	0	1	0	0	1	1	0	1
Extortion	0	0	0	0	0	4	1	1	0	0	0	1
Stalking	2	2	1	0	1	2	0	2	0	1	0	2
Life Endangering Acts	26	26	2	1	6	4	3	1	1	1	1	3
Offences Against the Person	304	411	54	108	44	93	64	87	73	51	54	69
Southern Region												
Homicide (Murder)	0	1	0	0	0	1	0	0	0	0	0	0
Other Homicide	0	1	0	0	0	0	0	0	0	0	0	0
Attempted Murder	0	1	0	0	0	0	0	0	0	0	0	0
Conspiracy to Murder	0	0	0	0	0	0	0	0	0	0	0	0
Manslaughter (excl. by Driving & Striking)	0	0	0	0	0	0	0	0	0	0	0	0
Manslaughter - Unlawful Striking Cause Death	0	0	0	0	0	0	0	0	0	0	0	0
Driving Causing Death	0	0	0	0	0	0	0	0	0	0	0	0
Assault	342	266	49	56	42	48	34	46	40	43	40	35
Grievous Assault	4	7	2	1	0	0	2	2	2	0	1	1
Serious Assault	175	119	30	30	29	23	22	27	29	28	25	18
Serious Assault (Other)	18	15	0	1	3	3	3	2	2	0	2	1
Common Assault	145	125	17	24	10	22	7	15	7	15	12	15
Sexual Offences	128	379	13	115	7	73	4	51	7	21	6	23
Rape and Attempted Rape	23	64	0	22	1	29	0	26	2	6	3	10
Other Sexual Offences	105	315	13	93	6	44	4	25	5	15	3	13
Robbery	10	3	5	2	2	2	4	1	7	2	2	4
Armed Robbery	3	0	1	1	0	0	4	0	2	1	0	2
Unarmed Robbery	7	3	4	1	2	2	0	1	5	1	2	2
Other Offences Against the Person	49	49	1	9	5	6	4	3	4	3	3	5
Kidnapping & Abduction etc.	11	8	0	3	2	0	1	1	0	0	0	0
Extortion	0	2	0	0	0	0	0	0	1	0	0	0
Stalking	1	7	0	3	0	3	0	1	0	1	1	1
Life Endangering Acts	37	32	1	3	3	3	3	1	3	2	2	4
Offences Against the Person	529	699	68	182	56	130	46	101	58	69	51	67
Queensland												
Homicide (Murder)	1	4	0	0	1	2	0	0	0	0	0	0
Other Homicide	1	2	0	0	0	1	0	0	1	0	0	0
Attempted Murder	1	2	0	0	0	1	0	0	0	0	0	0
Conspiracy to Murder	0	0	0	0	0	0	0	0	0	0	0	0
Manslaughter (excl. by Driving & Striking)	0	0	0	0	0	0	0	0	0	0	0	0
Manslaughter - Unlawful Striking Cause Death	0	0	0	0	0	0	0	0	1	0	0	0
Driving Causing Death	0	0	0	0	0	0	0	0	0	0	0	0
Assault	1301	1088	218	280	189	241	197	218	246	248	224	226
Grievous Assault	14	14	10	6	6	5	13	5	24	10	17	5
Serious Assault	647	475	110	148	113	138	117	125	157	136	143	121
Serious Assault (Other)	68	64	12	7	12	12	13	10	11	10	17	11
Common Assault	572	535	86	119	58	86	54	78	54	92	47	89
Sexual Offences	471	1514	61	453	23	244	16	209	18	123	15	110
Rape and Attempted Rape	72	254	5	85	4	83	0	82	6	53	6	52
Other Sexual Offences	399	1260	56	368	19	161	16	127	12	70	9	58
Robbery	51	10	22	12	18	9	27	8	43	8	25	13
Armed Robbery	14	0	7	6	4	0	12	2	16	2	10	5
Unarmed Robbery	37	10	15	6	14	9	15	6	27	6	15	8
Other Offences Against the Person	215	215	14	23	20	32	18	26	16	27	14	35
Kidnapping & Abduction etc.	34	31	3	10	2	4	2	4	3	5	2	5
Extortion	0	2	0	0	0	5	1	2	2	0	0	2
Stalking	5	23	2	6	5	10	1	9	0	7	2	12
Life Endangering Acts	176	159	9	7	13	13	14	11	11	15	10	16
Offences Against the Person	2040	2833	315	768	251	529	258	461	324	406	278	384

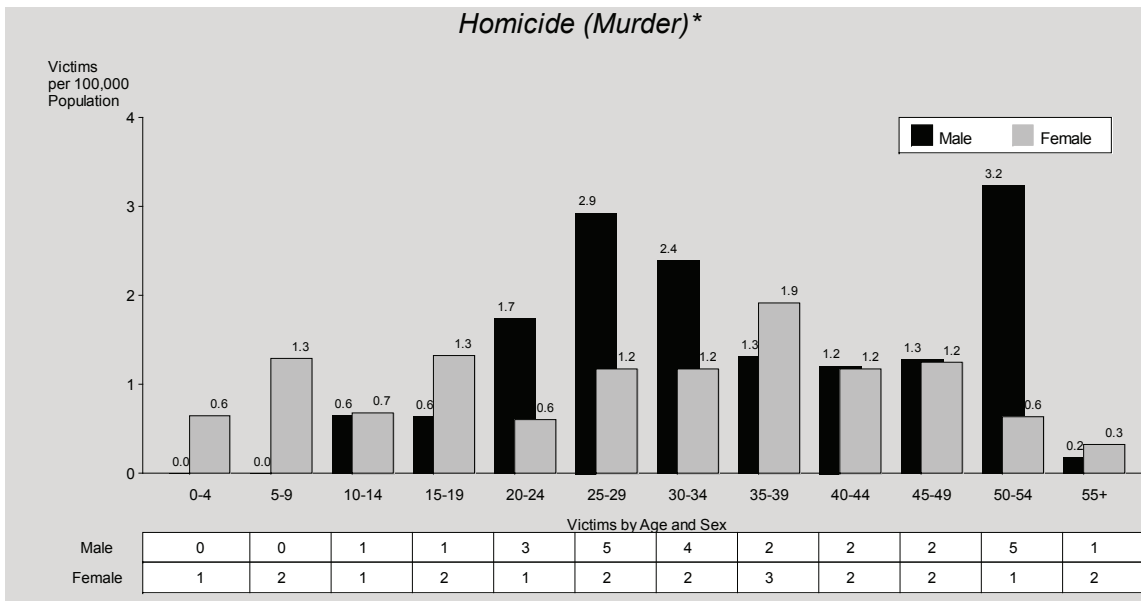
Victims of Crime:

Victims of Crime by Age and Sex* – 2015/16

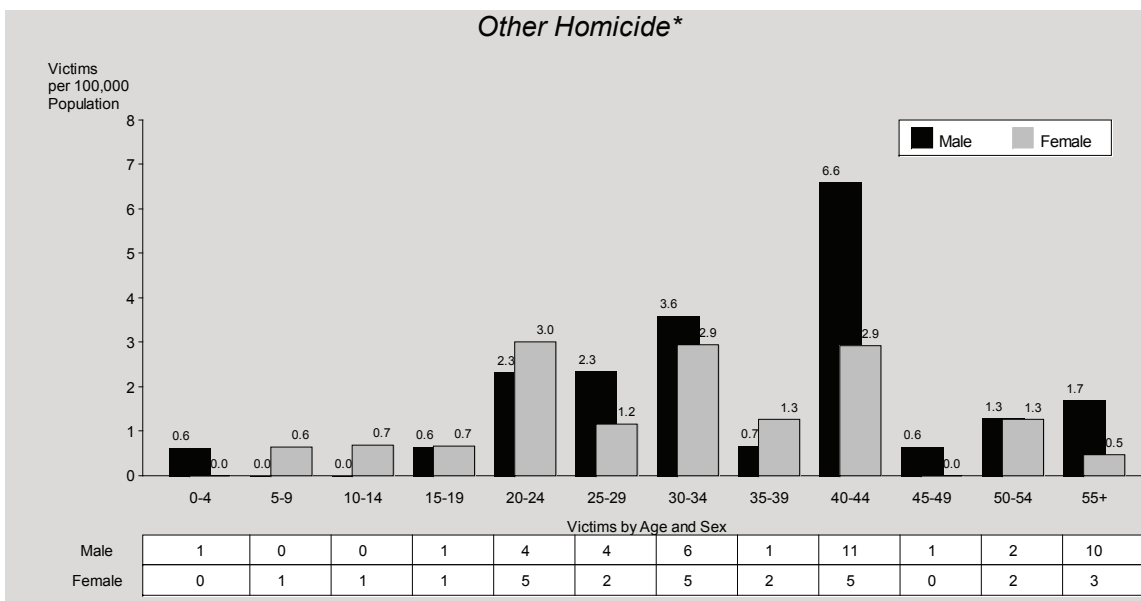
Offence	20-24		25-29		30-39		40-49		50 & over		Not Stated	
	Male	Female	Male	Female	Male	Female	Male	Female	Male	Female	Male	Female
South Eastern Region												
Homicide (Murder)	0	1	2	0	1	2	0	1	1	1	0	0
Other Homicide	3	1	0	1	1	0	1	0	0	1	0	0
Attempted Murder	3	1	0	0	1	0	0	0	0	1	0	0
Conspiracy to Murder	0	0	0	1	0	0	0	0	0	0	0	0
Manslaughter (excl. by Driving & Striking)	0	0	0	0	0	0	0	0	0	0	0	0
Manslaughter - Unlawful Striking Cause Death	0	0	0	0	0	0	1	0	0	0	0	0
Driving Causing Death	0	0	0	0	0	0	0	0	0	0	0	0
Assault	208	216	252	237	422	420	334	309	376	205	1	1
Grievous Assault	15	3	21	2	26	7	18	1	14	2	0	0
Serious Assault	109	104	115	130	198	210	166	154	181	81	1	0
Serious Assault (Other)	21	21	43	26	82	41	49	28	108	63	0	0
Common Assault	63	88	73	79	116	162	101	126	73	59	0	1
Sexual Offences	3	67	4	36	3	47	4	37	2	21	0	0
Rape and Attempted Rape	2	35	4	18	0	29	1	19	0	11	0	0
Other Sexual Offences	1	32	0	18	3	18	3	18	2	10	0	0
Robbery	55	16	29	12	30	11	21	11	22	11	0	0
Armed Robbery	26	8	17	5	16	5	11	4	9	3	0	0
Unarmed Robbery	29	8	12	7	14	6	10	7	13	8	0	0
Other Offences Against the Person	11	42	19	34	35	87	35	52	32	30	0	0
Kidnapping & Abduction etc.	1	9	5	9	2	15	0	4	1	3	0	0
Extortion	0	0	0	0	2	2	2	2	1	0	0	0
Stalking	1	10	3	7	3	31	7	16	3	8	0	0
Life Endangering Acts	9	23	11	18	28	39	26	30	27	19	0	0
Offences Against the Person	280	343	306	320	492	567	395	410	433	269	1	1
Southern Region												
Homicide (Murder)	0	0	1	1	1	0	1	1	1	0	0	0
Other Homicide	0	1	0	0	1	0	1	1	4	0	0	0
Attempted Murder	0	1	0	0	0	0	1	1	1	0	0	0
Conspiracy to Murder	0	0	0	0	0	0	0	0	0	0	0	0
Manslaughter (excl. by Driving & Striking)	0	0	0	0	0	0	0	0	1	0	0	0
Manslaughter - Unlawful Striking Cause Death	0	0	0	0	0	0	0	0	0	0	0	0
Driving Causing Death	0	0	0	0	1	0	0	0	2	0	0	0
Assault	218	203	199	180	270	373	293	196	287	132	3	0
Grievous Assault	16	6	16	3	8	20	20	5	13	1	0	0
Serious Assault	105	102	80	85	131	130	114	101	135	58	0	0
Serious Assault (Other)	22	20	33	23	36	95	54	15	74	40	2	0
Common Assault	75	75	70	69	95	128	105	75	65	33	1	0
Sexual Offences	20	57	15	43	46	14	10	44	16	20	0	2
Rape and Attempted Rape	8	32	7	27	27	4	1	14	3	9	0	0
Other Sexual Offences	12	25	8	16	19	10	9	30	13	11	0	2
Robbery	18	7	13	7	5	19	8	9	15	9	0	0
Armed Robbery	8	3	7	2	2	10	6	2	5	3	0	0
Unarmed Robbery	10	4	6	5	3	9	2	7	10	6	0	0
Other Offences Against the Person	21	32	22	39	68	32	24	42	30	38	3	0
Kidnapping & Abduction etc.	4	4	1	4	4	1	0	2	5	1	0	0
Extortion	0	0	1	0	0	2	2	0	1	1	0	0
Stalking	1	12	2	14	28	6	4	19	7	18	0	0
Life Endangering Acts	16	16	18	21	36	23	18	21	17	18	3	0
Offences Against the Person	277	300	250	270	391	438	337	293	353	199	6	2
Queensland												
Homicide (Murder)	3	1	5	2	6	5	4	4	6	3	0	0
Other Homicide	4	5	4	2	7	7	12	5	12	5	0	0
Attempted Murder	4	5	2	1	4	6	9	4	6	3	0	0
Conspiracy to Murder	0	0	0	1	0	0	0	0	0	0	0	0
Manslaughter (excl. by Driving & Striking)	0	0	1	0	0	0	0	0	1	0	0	0
Manslaughter - Unlawful Striking Cause Death	0	0	0	0	1	0	1	0	0	0	0	0
Driving Causing Death	0	0	1	0	2	1	2	1	5	2	0	0
Assault	1390	1306	1579	1181	2358	1814	1905	1320	1738	912	6	5
Grievous Assault	91	43	107	34	161	53	124	37	108	23	0	0
Serious Assault	700	649	619	592	937	903	816	629	807	388	1	2
Serious Assault (Other)	170	122	296	145	481	204	357	145	477	264	2	1
Common Assault	429	492	557	410	779	654	608	509	346	237	3	2
Sexual Offences	52	411	34	246	57	321	49	223	53	127	2	8
Rape and Attempted Rape	17	200	15	113	11	164	14	98	14	49	0	0
Other Sexual Offences	35	211	19	133	46	157	35	125	39	78	2	8
Robbery	136	60	92	40	111	46	78	39	87	41	1	0
Armed Robbery	57	21	43	14	55	13	40	16	33	16	1	0
Unarmed Robbery	79	39	49	26	56	33	38	23	54	25	0	0
Other Offences Against the Person	93	181	105	169	188	321	160	210	172	168	4	1
Kidnapping & Abduction etc.	14	30	14	28	16	37	4	17	7	8	0	0
Extortion	5	1	8	0	7	5	8	5	8	4	0	0
Stalking	8	66	18	61	30	134	36	81	31	58	0	0
Life Endangering Acts	66	84	65	80	135	145	112	107	126	98	4	1
Offences Against the Person	1678	1964	1819	1640	2727	2514	2208	1801	2068	1256	13	14

* Only those offences where the victim's age and sex were identified are included.

Victims of Crime



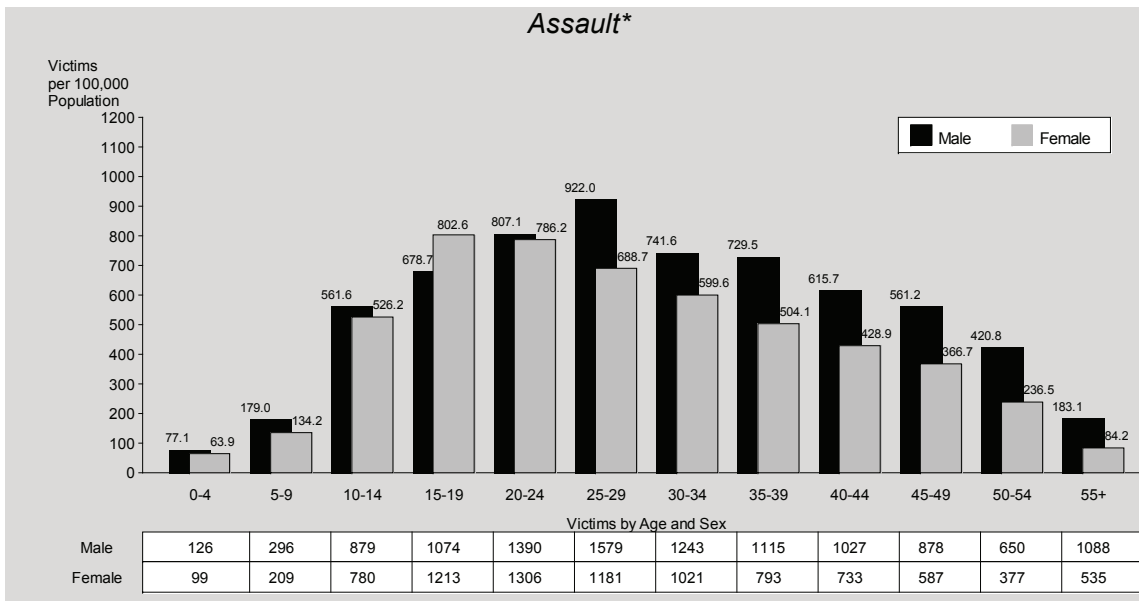
Low rates of victimisation for homicide (murder) offences mean that rates fluctuate across age groups and from year to year. In 2015/16, males aged fifty to fifty-four years were most likely to be victims of homicide (murder). Overall, 55% of victims were male and 15% of all victims were aged twenty-five to twenty-nine years.



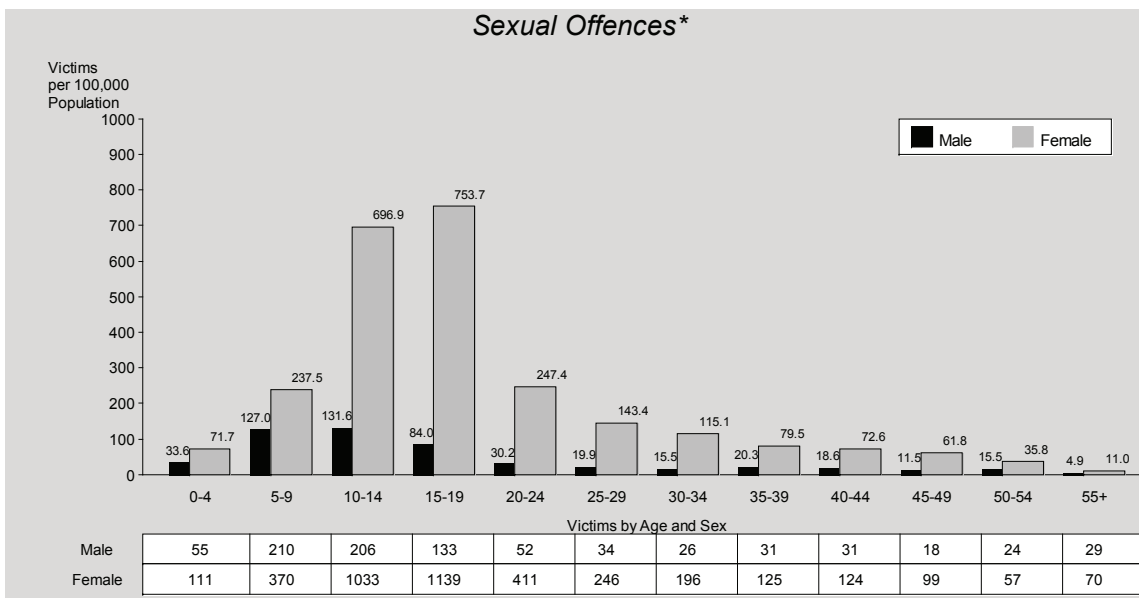
Other homicide offences are also subject to fluctuations across age groups and from year to year as a result of low rates of victimisation. Males aged forty to forty-four were most likely to be victims. Overall, 60% of victims were male, of which, 27% of all male victims were aged forty to forty-four. Of all female victims, those aged twenty to twenty-four years were most likely to be victims of other homicide.

* Only those offences where the victim's age and sex were identified are included.

Victims of Crime



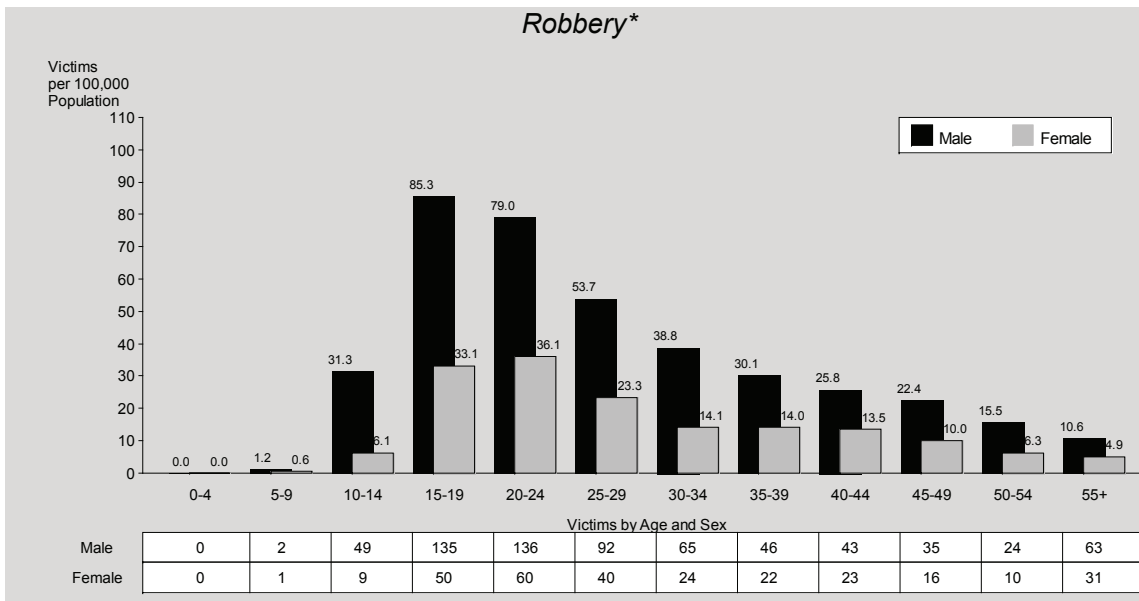
For every age cohort except fifteen to nineteen years, males were more likely to be victims of assault than females (56% of victims were male). Males aged twenty-five to twenty-nine years were most likely to be victims. More females aged fifteen to nineteen years were likely to be victims compared with females in other age groups. The likelihood of being a victim of assault decreased with increasing age after nineteen years for females and twenty-nine for males.



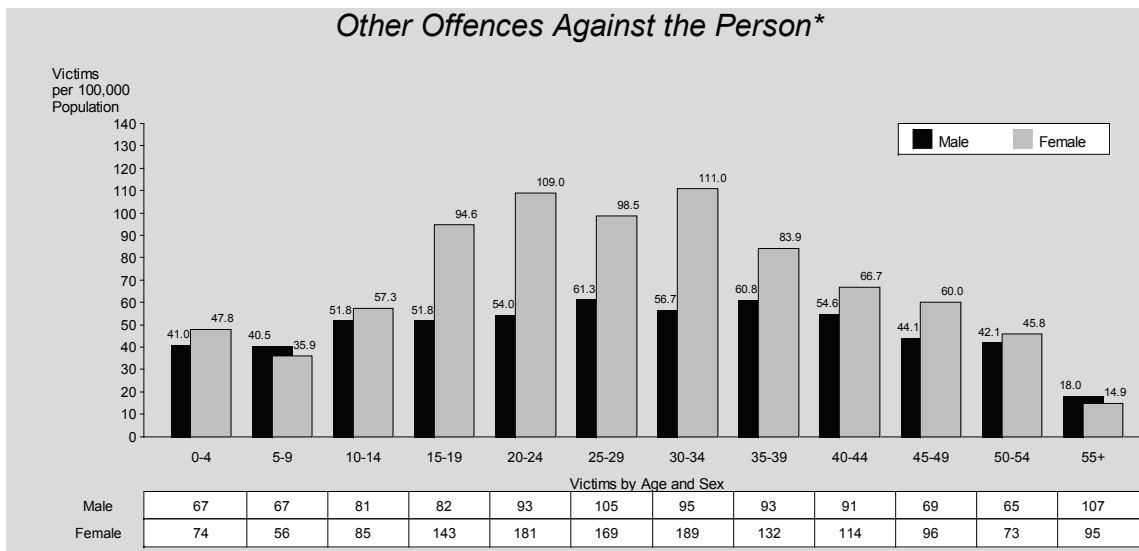
The offence category of sexual offences is unique in that the number of female victims far outweighs the number of male victims (82% of victims were female). At every age, females were significantly more likely to be victims than males with females in the fifteen to nineteen year age range, the most likely to be a victim. At this age, females were almost eight times more likely to be victims of sexual offences than males.

* Only those offences where the victim's age and sex were identified are included.

Victims of Crime



As with most other offences against the person, males were significantly more likely to be victims of robbery than females (71% of victims were male). Males aged fifteen to twenty-four years were most likely to be victims. After the age of twenty-four years, for both males and females, the likelihood of being a victim decreased significantly with increasing age. Note that robbery is unique in that a large proportion of victims are companies not individuals.



Other offences against the person is an amalgam of a number of different offence types including ill treatment of children, stalking, armed to cause fear, etc. This offence category, like sexual offences, is unique in that females are more likely to be victims than males except for victims aged five to nine years and over fifty-five years. Females aged fifteen to thirty-four years are the most likely victims of this offence type, making up 28% of total victims.

* Only those offences where the victim's age and sex were identified are included.