

# Offenders

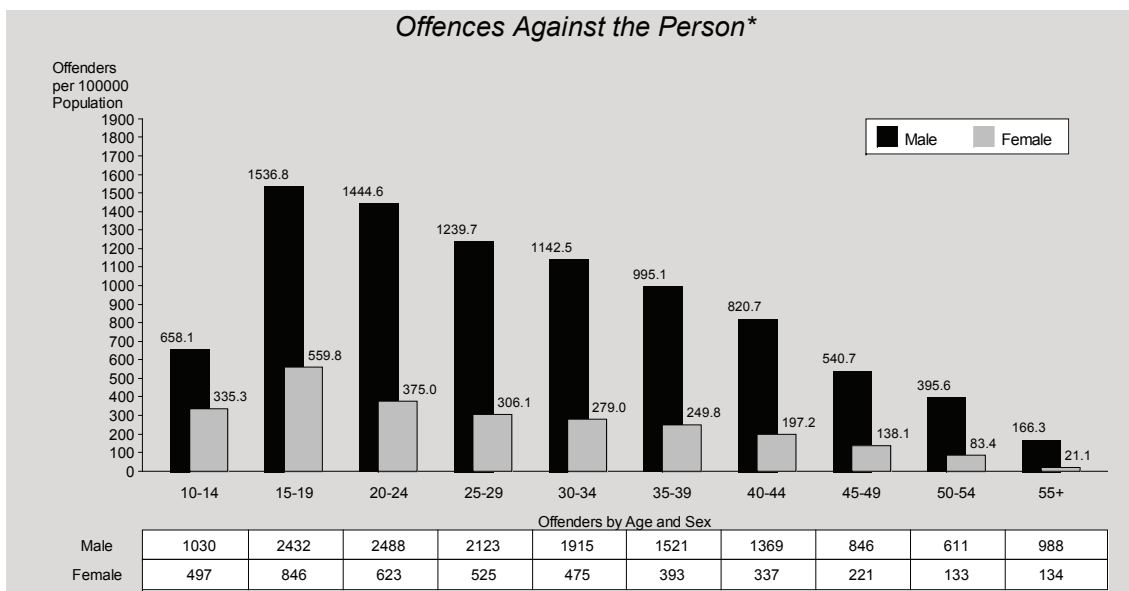
The tables and graphs in this section provide information on persons responsible for offences. It is important to note that Queensland Police Service offender statistics are based on offence counts and do not and can not refer to individuals. Rather, offender data refers to the number of offences cleared or solved through an action against an offender. As such, offender data does not equate to a unique offender count nor does it equate to the number of offences cleared. For example, an offender charged with motor vehicle theft, unlawful entry, assault and other theft (excluding unlawful entry) would be included four times in any offender breakdown by age and sex.

Only persons aged ten years and over are deemed to be offenders. Under Queensland law, children under ten are not held criminally responsible, although they may be involved in the commission of an offence. Juvenile offenders are those aged between and including ten and sixteen years.

Offenders have not been included if their age or sex is not specified in Queensland Police Service records. Less than 1% of offenders have been excluded for this reason.

The Australian Bureau of Statistics' *Australian Demographic Statistics*, December 2015 (3101.0) was used to calculate the number of offenders per 100,000 persons.

The reference date used to generate offender statistics for the year under review is the date an action commenced. As such, offenders proceeded against for matters reported in previous periods will be included in the following tables and graphs.



For the broad category of offences against the person, males and females in the fifteen to twenty-four year age range are most likely to be offenders, making up 33% of all offenders. In 2015/16, 79% of offences against the person were committed by male offenders. The likelihood of offending after nineteen years of age decreased with increasing age.

\* Only those offenders whose age and sex were identified are included.

# Offenders:

## Queensland by Age and Sex – 2015/16\*

Offence	10-14		15		16		17		18		19	
	Male	Female	Male	Female	Male	Female	Male	Female	Male	Female	Male	Female
<b>Homicide (Murder)</b>	<b>0</b>	<b>0</b>	<b>0</b>	<b>0</b>	<b>0</b>	<b>0</b>	<b>0</b>	<b>0</b>	<b>1</b>	<b>0</b>	<b>0</b>	<b>0</b>
<b>Other Homicide</b>	<b>0</b>	<b>1</b>	<b>0</b>	<b>0</b>	<b>0</b>	<b>0</b>	<b>0</b>	<b>1</b>	<b>2</b>	<b>0</b>	<b>1</b>	<b>2</b>
Attempted Murder	0	1	0	0	0	0	0	1	0	0	1	1
Conspiracy to Murder	0	0	0	0	0	0	0	0	0	0	0	0
Manslaughter (excl. by Driving & Striking)	0	0	0	0	0	0	0	0	0	0	0	0
Manslaughter - Unlawful Striking Cause Death	0	0	0	0	0	0	0	0	1	0	0	0
Driving Causing Death	0	0	0	0	0	0	0	0	1	0	0	1
<b>Assault</b>	<b>635</b>	<b>377</b>	<b>274</b>	<b>183</b>	<b>311</b>	<b>156</b>	<b>287</b>	<b>127</b>	<b>303</b>	<b>122</b>	<b>289</b>	<b>124</b>
Grievous Assault	16	9	13	1	13	3	13	6	20	9	21	5
Serious Assault	225	165	99	89	143	77	139	57	150	50	165	49
Serious Assault (Other)	140	44	56	23	64	22	55	11	47	17	35	18
Common Assault	254	159	106	70	91	54	80	53	86	46	68	52
<b>Sexual Offences</b>	<b>206</b>	<b>47</b>	<b>94</b>	<b>14</b>	<b>92</b>	<b>8</b>	<b>101</b>	<b>2</b>	<b>111</b>	<b>6</b>	<b>66</b>	<b>5</b>
Rape and Attempted Rape	37	2	20	0	20	0	16	0	14	0	18	0
Other Sexual Offences	169	45	74	14	72	8	85	2	97	6	48	5
<b>Robbery</b>	<b>92</b>	<b>41</b>	<b>94</b>	<b>14</b>	<b>71</b>	<b>21</b>	<b>67</b>	<b>12</b>	<b>49</b>	<b>10</b>	<b>54</b>	<b>5</b>
Armed Robbery	42	5	45	4	32	4	34	6	23	6	33	1
Unarmed Robbery	50	36	49	10	39	17	33	6	26	4	21	4
<b>Other Offences Against the Person</b>	<b>97</b>	<b>31</b>	<b>37</b>	<b>12</b>	<b>32</b>	<b>8</b>	<b>32</b>	<b>4</b>	<b>26</b>	<b>5</b>	<b>38</b>	<b>5</b>
Kidnapping & Abduction etc.	5	1	1	1	1	2	4	0	1	2	11	0
Extortion	0	1	0	0	0	0	6	0	2	0	0	0
Stalking	7	4	3	2	1	0	5	0	2	0	4	0
Life Endangering Acts	85	25	33	9	30	6	17	4	21	3	23	5
<b>Offences Against the Person</b>	<b>1030</b>	<b>497</b>	<b>499</b>	<b>223</b>	<b>506</b>	<b>193</b>	<b>487</b>	<b>146</b>	<b>492</b>	<b>143</b>	<b>448</b>	<b>141</b>
<b>Unlawful Entry</b>	<b>2109</b>	<b>391</b>	<b>940</b>	<b>144</b>	<b>783</b>	<b>105</b>	<b>813</b>	<b>103</b>	<b>566</b>	<b>89</b>	<b>382</b>	<b>39</b>
Unlawful Entry With Intent - Dwelling**	920	181	543	76	490	58	466	72	326	57	227	28
– Without Violence - Dwelling	913	177	528	75	479	55	457	68	313	54	204	24
– With Violence - Dwelling	7	4	15	1	11	3	9	4	13	3	23	4
Unlawful Entry With Intent - Shop	183	39	55	11	50	8	71	6	47	9	22	0
Unlawful Entry With Intent - Other	1006	171	342	57	243	39	276	25	193	23	133	11
<b>Arson</b>	<b>76</b>	<b>20</b>	<b>20</b>	<b>1</b>	<b>14</b>	<b>2</b>	<b>7</b>	<b>3</b>	<b>12</b>	<b>0</b>	<b>9</b>	<b>0</b>
<b>Other Property Damage</b>	<b>1741</b>	<b>455</b>	<b>732</b>	<b>154</b>	<b>479</b>	<b>134</b>	<b>573</b>	<b>89</b>	<b>480</b>	<b>71</b>	<b>356</b>	<b>51</b>
<b>Unlawful Use of Motor Vehicle#</b>	<b>598</b>	<b>191</b>	<b>403</b>	<b>121</b>	<b>361</b>	<b>71</b>	<b>306</b>	<b>102</b>	<b>227</b>	<b>45</b>	<b>175</b>	<b>28</b>
<b>Other Theft (excl. Unlawful Entry)</b>	<b>2462</b>	<b>1247</b>	<b>1318</b>	<b>655</b>	<b>1115</b>	<b>503</b>	<b>999</b>	<b>472</b>	<b>746</b>	<b>378</b>	<b>697</b>	<b>304</b>
Stealing from Dwellings	137	42	97	31	58	14	48	18	31	13	32	15
Shop Stealing	870	903	451	494	427	401	402	330	267	241	226	212
Vehicles (steal from/enter with intent)	632	103	409	38	286	37	287	34	222	38	185	11
Other Stealing	823	199	361	92	344	51	262	90	226	86	254	66
<b>Fraud</b>	<b>214</b>	<b>102</b>	<b>185</b>	<b>92</b>	<b>227</b>	<b>89</b>	<b>197</b>	<b>88</b>	<b>265</b>	<b>105</b>	<b>182</b>	<b>76</b>
Fraud by Computer	1	1	3	1	1	0	2	0	0	0	1	0
Fraud by Cheque	0	0	0	0	0	0	1	0	1	0	0	0
Fraud by Credit Card	200	95	169	73	211	83	164	71	213	71	134	42
Identity Fraud	2	0	0	0	0	1	0	3	0	1	0	2
Other Fraud	11	6	13	18	15	5	30	14	51	33	47	32
<b>Handling Stolen Goods</b>	<b>281</b>	<b>101</b>	<b>161</b>	<b>66</b>	<b>178</b>	<b>34</b>	<b>158</b>	<b>52</b>	<b>137</b>	<b>53</b>	<b>121</b>	<b>40</b>
Possess Property Suspected Stolen	165	61	92	37	90	14	57	21	53	23	50	18
Receiving Stolen Property	18	4	15	5	16	5	13	8	17	1	17	4
Possess etc. Tainted Property	98	36	54	23	72	14	86	22	64	27	54	17
Other Handling Stolen Goods	0	0	0	1	0	1	2	1	3	2	0	1
<b>Offences Against Property</b>	<b>7481</b>	<b>2507</b>	<b>3759</b>	<b>1233</b>	<b>3157</b>	<b>938</b>	<b>3053</b>	<b>909</b>	<b>2433</b>	<b>741</b>	<b>1922</b>	<b>538</b>
<b>Drug Offences</b>	<b>800</b>	<b>260</b>	<b>915</b>	<b>319</b>	<b>1480</b>	<b>390</b>	<b>2327</b>	<b>734</b>	<b>2769</b>	<b>838</b>	<b>2635</b>	<b>831</b>
<b>Prostitution Offences</b>	<b>0</b>	<b>1</b>	<b>0</b>	<b>1</b>	<b>0</b>	<b>0</b>	<b>0</b>	<b>0</b>	<b>0</b>	<b>1</b>	<b>0</b>	<b>0</b>
<b>Liquor (excl. Drunkenness)</b>	<b>20</b>	<b>13</b>	<b>40</b>	<b>20</b>	<b>84</b>	<b>32</b>	<b>130</b>	<b>65</b>	<b>126</b>	<b>62</b>	<b>137</b>	<b>47</b>
<b>Breach Domestic Violence Protection Order</b>	<b>3</b>	<b>0</b>	<b>6</b>	<b>1</b>	<b>56</b>	<b>7</b>	<b>118</b>	<b>23</b>	<b>251</b>	<b>67</b>	<b>340</b>	<b>104</b>
<b>Trespassing and Vagrancy</b>	<b>1020</b>	<b>206</b>	<b>365</b>	<b>96</b>	<b>323</b>	<b>92</b>	<b>313</b>	<b>89</b>	<b>216</b>	<b>39</b>	<b>140</b>	<b>21</b>
<b>Weapons Act Offences</b>	<b>165</b>	<b>26</b>	<b>113</b>	<b>19</b>	<b>140</b>	<b>16</b>	<b>142</b>	<b>16</b>	<b>130</b>	<b>30</b>	<b>149</b>	<b>23</b>
<b>Good Order Offences</b>	<b>952</b>	<b>437</b>	<b>756</b>	<b>368</b>	<b>1006</b>	<b>395</b>	<b>1582</b>	<b>474</b>	<b>2379</b>	<b>629</b>	<b>2240</b>	<b>564</b>
<b>Stock Related Offences</b>	<b>0</b>	<b>0</b>	<b>0</b>	<b>0</b>	<b>0</b>	<b>0</b>	<b>1</b>	<b>0</b>	<b>0</b>	<b>0</b>	<b>0</b>	<b>0</b>
<b>Traffic and Related Offences</b>	<b>28</b>	<b>4</b>	<b>31</b>	<b>8</b>	<b>81</b>	<b>11</b>	<b>351</b>	<b>78</b>	<b>705</b>	<b>177</b>	<b>999</b>	<b>243</b>
<b>Miscellaneous Offences</b>	<b>297</b>	<b>387</b>	<b>143</b>	<b>120</b>	<b>112</b>	<b>32</b>	<b>64</b>	<b>7</b>	<b>46</b>	<b>4</b>	<b>36</b>	<b>19</b>
<b>Other Offences</b>	<b>3285</b>	<b>1334</b>	<b>2369</b>	<b>952</b>	<b>3282</b>	<b>975</b>	<b>5028</b>	<b>1486</b>	<b>6622</b>	<b>1847</b>	<b>6676</b>	<b>1852</b>

\*\*Community By-Law offences cannot be separated into offences with and without violence. As such, sub-categories may not add to the total.

#This category includes attempted offences.

\*Only those offenders whose age and sex were identified are included.

# Offenders:

## Queensland by Age and Sex – 2015/16\*

Offence	20-24		25-29		30-39		40-49		50-59		60+	
	Male	Female	Male	Female	Male	Female	Male	Female	Male	Female	Male	Female
<b>Homicide (Murder)</b>	7	1	12	1	17	3	11	1	3	0	2	0
<b>Other Homicide</b>	9	1	13	1	22	2	9	1	6	0	2	2
Attempted Murder	5	1	8	0	13	2	4	1	5	0	1	0
Conspiracy to Murder	0	0	0	0	1	0	0	0	0	0	0	0
Manslaughter (excl. by Driving & Striking)	1	0	1	1	0	0	0	0	0	0	0	0
Manslaughter - Unlawful Striking Cause Death	2	0	0	0	1	0	0	0	0	0	0	0
Driving Causing Death	1	0	4	0	7	0	5	0	1	0	1	2
<b>Assault</b>	1777	556	1526	429	2445	726	1501	485	581	177	261	46
Grievous Assault	116	29	91	24	162	45	66	18	21	4	6	1
Serious Assault	919	240	771	187	1160	296	695	187	266	64	94	16
Serious Assault (Other)	254	79	210	68	350	101	210	70	87	29	59	7
Common Assault	488	208	454	150	773	284	530	210	207	80	102	22
<b>Sexual Offences</b>	231	3	210	11	422	11	384	11	277	3	274	5
Rape and Attempted Rape	67	0	64	0	105	2	109	0	77	0	53	0
Other Sexual Offences	164	3	146	11	317	9	275	11	200	3	221	5
<b>Robbery</b>	235	20	136	25	141	34	47	5	12	2	5	0
Armed Robbery	138	11	79	11	78	17	29	1	7	1	0	0
Unarmed Robbery	97	9	57	14	63	17	18	4	5	1	5	0
<b>Other Offences Against the Person</b>	230	42	226	58	389	93	263	55	120	26	56	6
Kidnapping & Abduction etc.	43	5	40	5	75	6	26	1	18	2	2	0
Extortion	8	0	9	2	4	4	7	1	0	2	1	0
Stalking	30	3	49	7	77	6	65	17	41	9	26	0
Life Endangering Acts	149	34	128	44	233	77	165	36	61	13	27	6
<b>Offences Against the Person</b>	2489	623	2123	525	3436	869	2215	558	999	208	600	59
<b>Unlawful Entry</b>	1300	179	1000	222	2072	268	872	124	122	18	18	7
Unlawful Entry With Intent - Dwelling**	750	127	562	160	1006	195	405	79	67	9	12	7
– Without Violence - Dwelling	647	111	480	144	887	170	351	71	53	8	9	6
– With Violence - Dwelling	103	16	82	16	119	25	54	8	14	1	3	1
Unlawful Entry With Intent - Shop	106	13	81	11	219	8	56	5	11	1	1	0
Unlawful Entry With Intent - Other	444	39	357	51	847	65	411	40	44	8	5	0
<b>Arson</b>	35	2	31	6	33	5	24	8	3	2	10	1
<b>Other Property Damage</b>	1486	261	1040	206	1534	326	778	192	230	54	81	21
<b>Unlawful Use of Motor Vehicle#</b>	799	167	655	184	850	204	285	49	44	10	10	3
<b>Other Theft (excl. Unlawful Entry)</b>	3156	1644	3164	1515	5473	2477	2370	1249	601	381	322	278
Stealing from Dwellings	171	67	133	55	225	68	91	34	28	13	7	1
Shop Stealing	1016	1052	1114	908	2005	1598	916	848	263	291	184	229
Vehicles (steal from/enter with intent)	719	109	516	98	916	131	370	46	41	9	15	0
Other Stealing	1250	416	1401	454	2327	680	993	321	269	68	116	48
<b>Fraud</b>	1127	572	899	565	1968	1201	1119	559	279	109	129	16
Fraud by Computer	6	2	5	1	14	1	3	4	4	0	0	1
Fraud by Cheque	5	4	10	11	35	11	24	13	5	7	26	1
Fraud by Credit Card	657	314	444	235	1032	615	591	246	54	47	25	1
Identity Fraud	19	11	20	62	35	91	17	29	3	2	2	0
Other Fraud	440	241	420	256	852	483	484	267	213	53	76	13
<b>Handling Stolen Goods</b>	516	196	520	244	1034	373	484	139	100	38	36	10
Possess Property Suspected Stolen	191	71	188	79	423	153	182	54	46	18	10	5
Receiving Stolen Property	51	24	46	30	70	32	72	13	7	3	3	1
Possess etc. Tainted Property	270	100	282	135	528	186	230	72	46	17	23	3
Other Handling Stolen Goods	4	1	4	0	13	2	0	0	1	0	0	1
<b>Offences Against Property</b>	8419	3021	7309	2942	12964	4854	5932	2320	1379	612	606	336
<b>Drug Offences</b>	11978	4259	9880	3676	15408	5688	8188	3050	2756	912	633	111
<b>Prostitution Offences</b>	2	4	3	8	11	8	6	10	2	5	3	0
<b>Liquor (excl. Drunkenness)</b>	798	273	603	219	849	365	718	316	298	113	103	12
<b>Breach Domestic Violence Protection Order</b>	2709	515	3284	533	6468	995	3809	551	974	189	248	20
<b>Trespassing and Vagrancy</b>	596	104	394	93	694	234	431	133	145	55	46	11
<b>Weapons Act Offences</b>	892	152	903	153	1418	223	719	135	279	25	196	10
<b>Good Order Offences</b>	10334	2531	7109	2007	9526	3111	5092	1844	1583	541	476	71
<b>Stock Related Offences</b>	4	4	16	7	57	13	68	18	115	31	115	26
<b>Traffic and Related Offences</b>	6925	1665	6410	1714	9800	2732	5723	1871	2503	766	1009	192
<b>Miscellaneous Offences</b>	320	37	394	40	532	63	440	42	244	31	200	44
<b>Other Offences</b>	34558	9544	28996	8450	44763	13432	25194	7970	8899	2668	3029	497

\*\*Community By-Law offences cannot be separated into offences with and without violence. As such, sub-categories may not add to the total.

#This category includes attempted offences.

\*Only those offenders whose age and sex were identified are included.

# Offenders:

## Indigenous Queensland by Type of Action^ by Age – 2015/16\*

Offence	Arrest		Caution		Community Conference		Notice to Appear		Summons		Warrant		Other	
	Juvenile	Adult	Juvenile	Adult	Juvenile	Adult	Juvenile	Adult	Juvenile	Adult	Juvenile	Adult	Juvenile	Adult
<b>Homicide (Murder)</b>	<b>0</b>	<b>8</b>	<b>0</b>	<b>0</b>	<b>0</b>	<b>0</b>	<b>0</b>	<b>0</b>	<b>0</b>	<b>0</b>	<b>0</b>	<b>1</b>	<b>0</b>	<b>0</b>
<b>Other Homicide</b>	<b>0</b>	<b>7</b>	<b>0</b>	<b>0</b>	<b>0</b>	<b>0</b>	<b>0</b>	<b>1</b>	<b>0</b>	<b>0</b>	<b>0</b>	<b>0</b>	<b>0</b>	<b>1</b>
Attempted Murder	0	4	0	0	0	0	0	0	0	0	0	0	0	0
Conspiracy to Murder	0	0	0	0	0	0	0	0	0	0	0	0	0	0
Manslaughter (excl. by Driving & Striking)	0	1	0	0	0	0	0	0	0	0	0	0	0	0
Manslaughter - Unlawful Striking Cause Death	0	0	0	0	0	0	0	0	0	0	0	0	0	0
Driving Causing Death	0	2	0	0	0	0	0	1	0	0	0	0	0	1
<b>Assault</b>	<b>350</b>	<b>2333</b>	<b>174</b>	<b>7</b>	<b>23</b>	<b>3</b>	<b>184</b>	<b>811</b>	<b>0</b>	<b>3</b>	<b>5</b>	<b>57</b>	<b>23</b>	<b>226</b>
Grievous Assault	15	167	5	0	1	0	4	14	0	0	0	11	0	15
Serious Assault	125	1048	91	2	9	3	63	400	0	1	1	31	11	110
Serious Assault (Other)	81	396	20	0	4	0	48	98	0	0	2	6	2	23
Common Assault	129	722	58	5	9	0	69	299	0	2	2	9	10	78
<b>Sexual Offences</b>	<b>24</b>	<b>229</b>	<b>33</b>	<b>0</b>	<b>14</b>	<b>1</b>	<b>3</b>	<b>33</b>	<b>0</b>	<b>0</b>	<b>0</b>	<b>12</b>	<b>38</b>	<b>57</b>
Rape and Attempted Rape	11	68	1	0	3	0	0	10	0	0	0	7	3	4
Other Sexual Offences	13	161	32	0	11	1	3	23	0	0	0	5	35	53
<b>Robbery</b>	<b>85</b>	<b>180</b>	<b>13</b>	<b>0</b>	<b>5</b>	<b>0</b>	<b>11</b>	<b>13</b>	<b>0</b>	<b>0</b>	<b>3</b>	<b>16</b>	<b>1</b>	<b>2</b>
Armed Robbery	34	84	5	0	0	0	5	6	0	0	0	5	0	0
Unarmed Robbery	51	96	8	0	5	0	6	7	0	0	3	11	1	2
<b>Other Offences Against the Person</b>	<b>38</b>	<b>203</b>	<b>25</b>	<b>1</b>	<b>12</b>	<b>0</b>	<b>10</b>	<b>48</b>	<b>0</b>	<b>0</b>	<b>2</b>	<b>13</b>	<b>1</b>	<b>13</b>
Kidnapping & Abduction etc.	1	31	0	0	0	0	0	1	0	0	0	3	0	1
Extortion	0	4	0	0	0	0	0	0	0	0	0	0	0	0
Stalking	2	34	1	0	0	0	0	1	0	0	0	0	0	0
Life Endangering Acts	35	134	24	1	12	0	10	46	0	0	2	10	1	12
<b>Offences Against the Person</b>	<b>497</b>	<b>2960</b>	<b>245</b>	<b>8</b>	<b>54</b>	<b>4</b>	<b>208</b>	<b>906</b>	<b>0</b>	<b>3</b>	<b>10</b>	<b>99</b>	<b>63</b>	<b>299</b>
<b>Unlawful Entry</b>	<b>1755</b>	<b>1819</b>	<b>577</b>	<b>11</b>	<b>121</b>	<b>1</b>	<b>346</b>	<b>562</b>	<b>0</b>	<b>1</b>	<b>21</b>	<b>127</b>	<b>44</b>	<b>77</b>
Unlawful Entry With Intent - Dwelling**	978	1101	196	6	47	0	179	290	0	0	15	78	28	47
– Without Violence - Dwelling	962	1013	195	6	45	0	174	277	0	0	14	74	28	44
– With Violence - Dwelling	16	88	1	0	2	0	5	13	0	0	1	4	0	3
Unlawful Entry With Intent - Shop	140	171	63	0	9	0	28	66	0	0	0	12	2	6
Unlawful Entry With Intent - Other	637	547	318	5	65	1	139	206	0	1	6	37	14	24
<b>Arson</b>	<b>28</b>	<b>23</b>	<b>22</b>	<b>0</b>	<b>4</b>	<b>1</b>	<b>4</b>	<b>4</b>	<b>0</b>	<b>0</b>	<b>0</b>	<b>2</b>	<b>0</b>	<b>0</b>
<b>Other Property Damage</b>	<b>729</b>	<b>1195</b>	<b>523</b>	<b>9</b>	<b>164</b>	<b>2</b>	<b>379</b>	<b>703</b>	<b>1</b>	<b>3</b>	<b>6</b>	<b>39</b>	<b>23</b>	<b>67</b>
<b>Unlawful Use of Motor Vehicle#</b>	<b>885</b>	<b>820</b>	<b>138</b>	<b>2</b>	<b>34</b>	<b>1</b>	<b>132</b>	<b>201</b>	<b>0</b>	<b>0</b>	<b>11</b>	<b>63</b>	<b>2</b>	<b>13</b>
<b>Other Theft (excl. Unlawful Entry)</b>	<b>1435</b>	<b>1996</b>	<b>635</b>	<b>6</b>	<b>79</b>	<b>0</b>	<b>662</b>	<b>1965</b>	<b>0</b>	<b>1</b>	<b>14</b>	<b>182</b>	<b>78</b>	<b>85</b>
Stealing from Dwellings	98	115	30	1	4	0	25	55	0	0	1	9	9	9
Shop Stealing	306	628	225	4	19	0	374	1086	0	0	4	56	7	14
Vehicles (steal from/enter with intent)	560	587	160	1	26	0	121	213	0	1	4	41	52	33
Other Stealing	471	666	220	0	30	0	142	611	0	0	5	76	10	29
<b>Fraud</b>	<b>159</b>	<b>590</b>	<b>46</b>	<b>6</b>	<b>15</b>	<b>0</b>	<b>46</b>	<b>626</b>	<b>0</b>	<b>0</b>	<b>5</b>	<b>116</b>	<b>8</b>	<b>8</b>
Fraud by Computer	1	0	0	0	0	0	0	3	0	0	0	1	0	0
Fraud by Cheque	0	13	0	0	0	0	0	1	0	0	0	2	0	0
Fraud by Credit Card	158	467	46	6	15	0	45	372	0	0	5	78	8	0
Identity Fraud	0	1	0	0	0	0	0	2	0	0	0	0	0	1
Other Fraud	0	109	0	0	0	0	1	248	0	0	0	35	0	7
<b>Handling Stolen Goods</b>	<b>161</b>	<b>327</b>	<b>75</b>	<b>2</b>	<b>10</b>	<b>0</b>	<b>135</b>	<b>379</b>	<b>0</b>	<b>2</b>	<b>0</b>	<b>19</b>	<b>2</b>	<b>4</b>
Possess Property Suspected Stolen	80	142	36	1	6	0	91	144	0	0	0	4	2	1
Receiving Stolen Property	5	33	10	0	1	0	11	38	0	1	0	2	0	0
Possess etc. Tainted Property	75	149	29	1	3	0	33	197	0	1	0	13	0	3
Other Handling Stolen Goods	1	3	0	0	0	0	0	0	0	0	0	0	0	0
<b>Offences Against Property</b>	<b>5152</b>	<b>6770</b>	<b>2016</b>	<b>36</b>	<b>427</b>	<b>5</b>	<b>1704</b>	<b>4440</b>	<b>1</b>	<b>7</b>	<b>57</b>	<b>548</b>	<b>157</b>	<b>254</b>
<b>Drug Offences</b>	<b>132</b>	<b>2419</b>	<b>146</b>	<b>5</b>	<b>8</b>	<b>0</b>	<b>179</b>	<b>5035</b>	<b>0</b>	<b>1</b>	<b>3</b>	<b>43</b>	<b>220</b>	<b>1214</b>
<b>Prostitution Offences</b>	<b>0</b>	<b>1</b>	<b>0</b>	<b>0</b>	<b>0</b>	<b>0</b>	<b>0</b>	<b>2</b>	<b>0</b>	<b>0</b>	<b>0</b>	<b>0</b>	<b>0</b>	<b>0</b>
<b>Liquor (excl. Drunkenness)</b>	<b>16</b>	<b>623</b>	<b>19</b>	<b>7</b>	<b>0</b>	<b>0</b>	<b>20</b>	<b>2225</b>	<b>1</b>	<b>8</b>	<b>0</b>	<b>2</b>	<b>7</b>	<b>148</b>
<b>Breach Domestic Violence Protection Order</b>	<b>25</b>	<b>3562</b>	<b>0</b>	<b>6</b>	<b>0</b>	<b>0</b>	<b>5</b>	<b>1139</b>	<b>0</b>	<b>0</b>	<b>0</b>	<b>78</b>	<b>5</b>	<b>1079</b>
<b>Trespassing and Vagrancy</b>	<b>361</b>	<b>492</b>	<b>200</b>	<b>6</b>	<b>29</b>	<b>1</b>	<b>259</b>	<b>380</b>	<b>0</b>	<b>0</b>	<b>1</b>	<b>4</b>	<b>10</b>	<b>36</b>
<b>Weapons Act Offences</b>	<b>31</b>	<b>303</b>	<b>39</b>	<b>0</b>	<b>1</b>	<b>0</b>	<b>39</b>	<b>337</b>	<b>0</b>	<b>0</b>	<b>2</b>	<b>6</b>	<b>3</b>	<b>6</b>
<b>Good Order Offences</b>	<b>665</b>	<b>6473</b>	<b>172</b>	<b>13</b>	<b>18</b>	<b>1</b>	<b>660</b>	<b>3854</b>	<b>1</b>	<b>1</b>	<b>3</b>	<b>95</b>	<b>25</b>	<b>2381</b>
<b>Stock Related Offences</b>	<b>0</b>	<b>0</b>	<b>0</b>	<b>2</b>	<b>0</b>	<b>0</b>	<b>0</b>	<b>0</b>	<b>0</b>	<b>0</b>	<b>0</b>	<b>0</b>	<b>0</b>	<b>0</b>
<b>Traffic and Related Offences</b>	<b>41</b>	<b>869</b>	<b>3</b>	<b>1</b>	<b>2</b>	<b>0</b>	<b>14</b>	<b>3522</b>	<b>0</b>	<b>8</b>	<b>0</b>	<b>26</b>	<b>1</b>	<b>43</b>
<b>Miscellaneous Offences</b>	<b>17</b>	<b>227</b>	<b>77</b>	<b>0</b>	<b>12</b>	<b>0</b>	<b>18</b>	<b>252</b>	<b>0</b>	<b>0</b>	<b>0</b>	<b>14</b>	<b>6</b>	<b>31</b>
<b>Other Offences</b>	<b>1288</b>	<b>14969</b>	<b>656</b>	<b>40</b>	<b>70</b>	<b>2</b>	<b>1194</b>	<b>16746</b>	<b>2</b>	<b>18</b>	<b>9</b>	<b>268</b>	<b>277</b>	<b>4938</b>

\*\*Community By-Law offences cannot be separated into offences with and without violence. As such, sub-categories may not add to the total.

#This category includes attempted offences.

^See Glossary for definitions and inclusions (page 184).

\*Only those offenders whose age and sex were identified are included.

# Offenders:

## Non-Indigenous Queensland by Type of Action^ by Age – 2015/16\*

Offence	Arrest		Caution		Community Conference		Notice to Appear		Summons		Warrant		Other	
	Juvenile	Adult	Juvenile	Adult	Juvenile	Adult	Juvenile	Adult	Juvenile	Adult	Juvenile	Adult	Juvenile	Adult
<b>Homicide (Murder)</b>	<b>0</b>	<b>43</b>	<b>0</b>	<b>0</b>	<b>0</b>	<b>0</b>	<b>0</b>	<b>0</b>	<b>0</b>	<b>0</b>	<b>0</b>	<b>3</b>	<b>0</b>	<b>2</b>
<b>Other Homicide</b>	<b>1</b>	<b>44</b>	<b>0</b>	<b>0</b>	<b>0</b>	<b>0</b>	<b>0</b>	<b>14</b>	<b>0</b>	<b>0</b>	<b>0</b>	<b>4</b>	<b>0</b>	<b>1</b>
Attempted Murder	1	35	0	0	0	0	0	2	0	0	0	2	0	0
Conspiracy to Murder	0	0	0	0	0	0	0	0	0	0	0	0	0	1
Manslaughter (excl. by Driving & Striking)	0	2	0	0	0	0	0	0	0	0	0	0	0	0
Manslaughter - Unlawful Striking Cause Death	0	3	0	0	0	0	0	0	0	0	0	0	0	0
Driving Causing Death	0	4	0	0	0	0	0	12	0	0	0	2	0	0
<b>Assault</b>	<b>330</b>	<b>4588</b>	<b>449</b>	<b>31</b>	<b>85</b>	<b>3</b>	<b>226</b>	<b>2411</b>	<b>0</b>	<b>4</b>	<b>3</b>	<b>210</b>	<b>56</b>	<b>908</b>
Grievous Assault	14	359	10	0	4	0	0	44	0	0	0	14	1	26
Serious Assault	133	2007	212	12	38	2	75	1217	0	2	133	22	22	446
Serious Assault (Other)	75	782	60	4	12	0	41	295	0	1	0	21	4	68
Common Assault	108	1440	167	15	31	1	110	855	0	3	1	42	29	368
<b>Sexual Offences</b>	<b>49</b>	<b>1177</b>	<b>142</b>	<b>7</b>	<b>62</b>	<b>1</b>	<b>8</b>	<b>215</b>	<b>0</b>	<b>3</b>	<b>0</b>	<b>70</b>	<b>69</b>	<b>271</b>
Rape and Attempted Rape	23	320	10	1	21	0	1	36	0	0	0	16	5	46
Other Sexual Offences	26	857	132	6	41	1	7	179	0	3	0	54	64	225
<b>Robbery</b>	<b>162</b>	<b>555</b>	<b>15</b>	<b>0</b>	<b>15</b>	<b>0</b>	<b>13</b>	<b>38</b>	<b>0</b>	<b>0</b>	<b>4</b>	<b>39</b>	<b>1</b>	<b>9</b>
Armed Robbery	68	338	8	0	6	0	4	20	0	0	1	18	0	2
Unarmed Robbery	94	217	7	0	9	0	9	18	0	0	3	21	1	7
<b>Other Offences Against the Person</b>	<b>35</b>	<b>851</b>	<b>49</b>	<b>11</b>	<b>19</b>	<b>2</b>	<b>17</b>	<b>331</b>	<b>0</b>	<b>1</b>	<b>0</b>	<b>48</b>	<b>5</b>	<b>112</b>
Kidnapping & Abduction etc.	5	162	3	0	1	0	1	21	0	0	0	15	0	4
Extortion	0	22	0	0	0	2	0	10	0	0	0	1	0	3
Stalking	7	229	4	1	2	0	0	30	0	1	0	14	0	22
Life Endangering Acts	23	438	42	10	16	0	16	270	0	0	0	18	5	83
<b>Offences Against the Person</b>	<b>577</b>	<b>7258</b>	<b>655</b>	<b>49</b>	<b>181</b>	<b>6</b>	<b>264</b>	<b>3009</b>	<b>0</b>	<b>8</b>	<b>7</b>	<b>374</b>	<b>131</b>	<b>1303</b>
<b>Unlawful Entry</b>	<b>753</b>	<b>3587</b>	<b>485</b>	<b>27</b>	<b>103</b>	<b>5</b>	<b>157</b>	<b>1301</b>	<b>0</b>	<b>0</b>	<b>13</b>	<b>388</b>	<b>20</b>	<b>229</b>
Unlawful Entry With Intent - Dwelling**	476	2003	168	11	38	1	85	645	0	0	12	219	15	121
– Without Violence - Dwelling	468	1685	163	11	37	1	85	613	0	0	12	200	14	102
– With Violence - Dwelling	8	318	5	0	1	0	0	32	0	0	0	19	1	19
Unlawful Entry With Intent - Shop	53	278	26	1	7	0	11	86	0	0	0	23	3	19
Unlawful Entry With Intent - Other	224	1306	291	15	58	4	61	570	0	0	1	146	2	89
<b>Arson</b>	<b>13</b>	<b>113</b>	<b>34</b>	<b>1</b>	<b>16</b>	<b>0</b>	<b>6</b>	<b>26</b>	<b>1</b>	<b>0</b>	<b>0</b>	<b>4</b>	<b>1</b>	<b>13</b>
<b>Other Property Damage</b>	<b>502</b>	<b>2920</b>	<b>696</b>	<b>29</b>	<b>149</b>	<b>6</b>	<b>423</b>	<b>2315</b>	<b>0</b>	<b>3</b>	<b>4</b>	<b>154</b>	<b>26</b>	<b>296</b>
<b>Unlawful Use of Motor Vehicle#</b>	<b>339</b>	<b>1853</b>	<b>88</b>	<b>13</b>	<b>16</b>	<b>1</b>	<b>72</b>	<b>794</b>	<b>0</b>	<b>3</b>	<b>11</b>	<b>245</b>	<b>5</b>	<b>105</b>
<b>Other Theft (excl. Unlawful Entry)</b>	<b>1009</b>	<b>7190</b>	<b>1820</b>	<b>93</b>	<b>185</b>	<b>3</b>	<b>1206</b>	<b>13003</b>	<b>0</b>	<b>11</b>	<b>22</b>	<b>887</b>	<b>53</b>	<b>543</b>
Stealing from Dwellings	54	339	91	4	23	0	28	363	0	0	0	75	8	68
Shop Stealing	354	2415	1242	47	80	1	856	7465	0	4	7	171	22	98
Vehicles (steal from/enter with intent)	278	1662	162	5	25	1	88	869	0	1	7	189	8	109
Other Stealing	323	2774	325	37	57	1	234	4306	0	6	8	452	15	268
<b>Fraud</b>	<b>239</b>	<b>2847</b>	<b>199</b>	<b>12</b>	<b>44</b>	<b>3</b>	<b>125</b>	<b>4066</b>	<b>0</b>	<b>0</b>	<b>6</b>	<b>857</b>	<b>5</b>	<b>176</b>
Fraud by Computer	1	14	4	1	0	2	0	14	0	0	1	3	0	5
Fraud by Cheque	0	36	0	0	0	0	0	41	0	0	0	40	0	15
Fraud by Credit Card	228	1647	160	0	40	0	108	1897	0	0	5	386	4	54
Identity Fraud	0	114	3	0	0	0	0	95	0	0	0	68	0	10
Other Fraud	10	1036	32	11	4	1	17	2019	0	0	0	360	1	92
<b>Handling Stolen Goods</b>	<b>149</b>	<b>1474</b>	<b>107</b>	<b>6</b>	<b>12</b>	<b>0</b>	<b>159</b>	<b>1893</b>	<b>0</b>	<b>2</b>	<b>0</b>	<b>68</b>	<b>9</b>	<b>40</b>
Possess Property Suspected Stolen	83	519	45	3	4	0	105	770	0	0	0	24	5	19
Receiving Stolen Property	11	160	17	0	1	0	7	171	0	0	0	4	0	0
Possess etc. Tainted Property	54	781	45	3	7	0	47	941	0	2	0	38	4	18
Other Handling Stolen Goods	1	14	0	0	0	0	0	11	0	0	0	2	0	3
<b>Offences Against Property</b>	<b>3004</b>	<b>19984</b>	<b>3429</b>	<b>181</b>	<b>525</b>	<b>18</b>	<b>2148</b>	<b>23398</b>	<b>1</b>	<b>19</b>	<b>56</b>	<b>2603</b>	<b>119</b>	<b>1402</b>
<b>Drug Offences</b>	<b>394</b>	<b>15314</b>	<b>1405</b>	<b>72</b>	<b>73</b>	<b>3</b>	<b>603</b>	<b>40574</b>	<b>0</b>	<b>8</b>	<b>1</b>	<b>287</b>	<b>923</b>	<b>10858</b>
<b>Prostitution Offences</b>	<b>0</b>	<b>8</b>	<b>2</b>	<b>0</b>	<b>0</b>	<b>0</b>	<b>0</b>	<b>46</b>	<b>0</b>	<b>0</b>	<b>0</b>	<b>0</b>	<b>0</b>	<b>2</b>
<b>Liquor (excl. Drunkenness)</b>	<b>24</b>	<b>1429</b>	<b>79</b>	<b>12</b>	<b>1</b>	<b>0</b>	<b>30</b>	<b>442</b>	<b>0</b>	<b>23</b>	<b>0</b>	<b>0</b>	<b>10</b>	<b>238</b>
<b>Breach Domestic Violence Protection Order</b>	<b>19</b>	<b>7562</b>	<b>0</b>	<b>11</b>	<b>0</b>	<b>0</b>	<b>11</b>	<b>3775</b>	<b>0</b>	<b>7</b>	<b>0</b>	<b>448</b>	<b>8</b>	<b>3384</b>
<b>Trespassing and Vagrancy</b>	<b>253</b>	<b>1244</b>	<b>487</b>	<b>49</b>	<b>56</b>	<b>0</b>	<b>386</b>	<b>1295</b>	<b>0</b>	<b>3</b>	<b>4</b>	<b>25</b>	<b>13</b>	<b>191</b>
<b>Weapons Act Offences</b>	<b>53</b>	<b>1617</b>	<b>176</b>	<b>36</b>	<b>17</b>	<b>0</b>	<b>97</b>	<b>3106</b>	<b>0</b>	<b>1</b>	<b>0</b>	<b>33</b>	<b>10</b>	<b>107</b>
<b>Good Order Offences</b>	<b>637</b>	<b>14341</b>	<b>412</b>	<b>37</b>	<b>36</b>	<b>3</b>	<b>1177</b>	<b>13175</b>	<b>2</b>	<b>16</b>	<b>14</b>	<b>409</b>	<b>55</b>	<b>10323</b>
<b>Stock Related Offences</b>	<b>0</b>	<b>1</b>	<b>0</b>	<b>353</b>	<b>0</b>	<b>0</b>	<b>0</b>	<b>43</b>	<b>0</b>	<b>0</b>	<b>0</b>	<b>0</b>	<b>0</b>	<b>8</b>
<b>Traffic and Related Offences</b>	<b>31</b>	<b>4346</b>	<b>23</b>	<b>8</b>	<b>2</b>	<b>0</b>	<b>45</b>	<b>33779</b>	<b>0</b>	<b>118</b>	<b>0</b>	<b>155</b>	<b>0</b>	<b>411</b>
<b>Miscellaneous Offences</b>	<b>26</b>	<b>688</b>	<b>764</b>	<b>96</b>	<b>65</b>	<b>2</b>	<b>20</b>	<b>1007</b>	<b>0</b>	<b>2</b>	<b>0</b>	<b>76</b>	<b>26</b>	<b>130</b>
<b>Other Offences</b>	<b>1437</b>	<b>46550</b>	<b>3348</b>	<b>674</b>	<b>250</b>	<b>8</b>	<b>2369</b>	<b>97242</b>	<b>2</b>	<b>178</b>	<b>19</b>	<b>1433</b>	<b>1045</b>	<b>25652</b>

\*\*Community By-Law offences cannot be separated into offences with and without violence. As such, sub-categories may not add to the total.

#This category includes attempted offences.

^See Glossary for definitions and inclusions (page 184).

\*Only those offenders whose age and sex were identified are included.

# Offenders:

## Regions by Age and Sex – 2015/16\*

Offence	10-14		15		16		17		18		19	
	Male	Female	Male	Female	Male	Female	Male	Female	Male	Female	Male	Female
<b>Brisbane Region</b>												
Homicide (Murder)	0	0	0	0	0	0	0	0	0	0	0	0
Other Homicide	0	0	0	0	0	0	0	1	0	0	1	1
Assault	107	55	54	25	50	21	45	16	65	21	65	31
Sexual Offences	32	8	12	3	12	2	10	1	13	1	15	0
Robbery	23	8	34	3	22	6	27	3	15	5	19	1
Other Offences Against the Person	14	2	8	0	8	1	8	2	8	2	9	0
<b>Offences Against the Person</b>	<b>176</b>	<b>73</b>	<b>108</b>	<b>31</b>	<b>92</b>	<b>30</b>	<b>90</b>	<b>23</b>	<b>101</b>	<b>29</b>	<b>109</b>	<b>33</b>
Unlawful Entry	158	32	111	19	138	14	222	12	99	19	71	8
Arson	11	3	6	0	1	0	1	0	0	0	1	0
Other Property Damage	172	37	126	16	78	17	132	17	115	13	74	10
Unlawful Use of Motor Vehicle#	62	17	56	16	68	14	69	12	47	8	35	10
Other Theft (excl. Unlawful Entry)	427	318	279	208	262	178	271	151	179	126	171	92
Fraud	67	22	116	14	91	13	68	12	88	32	12	18
Handling Stolen Goods	54	19	47	21	51	11	49	24	32	14	25	17
<b>Offences Against Property</b>	<b>951</b>	<b>448</b>	<b>741</b>	<b>294</b>	<b>689</b>	<b>247</b>	<b>812</b>	<b>228</b>	<b>560</b>	<b>212</b>	<b>389</b>	<b>155</b>
<b>Central Region</b>												
Homicide (Murder)	0	0	0	0	0	0	0	0	0	0	0	0
Other Homicide	0	0	0	0	0	0	0	0	1	0	0	1
Assault	125	91	43	43	47	25	51	30	58	23	60	24
Sexual Offences	31	19	19	4	19	3	20	0	44	1	11	2
Robbery	11	4	6	0	3	1	3	0	4	0	4	1
Other Offences Against the Person	22	4	6	2	5	1	3	0	4	0	6	3
<b>Offences Against the Person</b>	<b>189</b>	<b>118</b>	<b>74</b>	<b>49</b>	<b>74</b>	<b>30</b>	<b>77</b>	<b>30</b>	<b>111</b>	<b>24</b>	<b>81</b>	<b>31</b>
Unlawful Entry	403	91	202	27	116	20	99	8	78	12	67	7
Arson	26	6	7	0	4	0	2	0	6	0	1	0
Other Property Damage	375	80	133	34	91	18	66	10	73	14	73	7
Unlawful Use of Motor Vehicle#	55	21	56	12	36	4	26	6	19	2	27	3
Other Theft (excl. Unlawful Entry)	610	218	305	75	219	69	173	47	155	66	104	50
Fraud	80	19	14	16	69	16	52	19	52	6	62	21
Handling Stolen Goods	43	16	25	8	21	3	17	2	27	7	15	4
<b>Offences Against Property</b>	<b>1592</b>	<b>451</b>	<b>742</b>	<b>172</b>	<b>556</b>	<b>130</b>	<b>435</b>	<b>92</b>	<b>410</b>	<b>107</b>	<b>349</b>	<b>92</b>
<b>Northern Region</b>												
Homicide (Murder)	0	0	0	0	0	0	0	0	0	0	0	0
Other Homicide	0	0	0	0	0	0	0	0	0	0	0	0
Assault	152	125	72	32	110	58	81	34	89	42	74	34
Sexual Offences	62	7	24	1	25	2	30	0	23	0	8	2
Robbery	17	7	10	3	6	2	4	5	4	0	8	0
Other Offences Against the Person	22	3	7	1	4	2	4	1	5	2	9	1
<b>Offences Against the Person</b>	<b>253</b>	<b>142</b>	<b>113</b>	<b>37</b>	<b>145</b>	<b>64</b>	<b>119</b>	<b>40</b>	<b>121</b>	<b>44</b>	<b>99</b>	<b>37</b>
Unlawful Entry	1000	193	384	72	318	45	240	57	195	18	90	11
Arson	12	3	0	1	3	0	2	0	1	0	4	0
Other Property Damage	583	161	167	59	136	48	106	31	113	14	66	15
Unlawful Use of Motor Vehicle#	359	126	194	67	172	40	110	68	83	9	25	4
Other Theft (excl. Unlawful Entry)	745	349	326	130	239	79	178	122	100	34	105	28
Fraud	15	9	13	16	36	19	19	41	11	12	23	13
Handling Stolen Goods	106	38	30	19	52	7	33	9	27	8	24	1
<b>Offences Against Property</b>	<b>2820</b>	<b>879</b>	<b>1114</b>	<b>364</b>	<b>956</b>	<b>238</b>	<b>688</b>	<b>328</b>	<b>530</b>	<b>95</b>	<b>337</b>	<b>72</b>
<b>South Eastern Region</b>												
Homicide (Murder)	0	0	0	0	0	0	0	0	0	0	0	0
Other Homicide	0	0	0	0	0	0	0	0	1	0	0	0
Assault	102	58	46	46	51	22	58	22	45	17	33	18
Sexual Offences	29	6	13	5	9	0	19	0	7	1	13	0
Robbery	23	10	29	5	26	10	14	3	12	4	11	2
Other Offences Against the Person	17	3	6	3	6	2	9	0	4	0	7	0
<b>Offences Against the Person</b>	<b>171</b>	<b>77</b>	<b>94</b>	<b>59</b>	<b>92</b>	<b>34</b>	<b>100</b>	<b>25</b>	<b>69</b>	<b>22</b>	<b>64</b>	<b>20</b>
Unlawful Entry	206	32	88	16	94	6	139	4	71	22	53	3
Arson	7	2	2	0	1	1	1	1	3	0	1	0
Other Property Damage	202	71	125	19	54	19	66	13	84	9	43	6
Unlawful Use of Motor Vehicle#	75	12	62	14	55	8	61	8	36	23	44	8
Other Theft (excl. Unlawful Entry)	247	181	203	143	211	87	177	69	161	98	136	84
Fraud	39	42	22	39	14	28	44	11	50	27	34	12
Handling Stolen Goods	25	17	33	14	31	8	33	12	26	15	36	13
<b>Offences Against Property</b>	<b>801</b>	<b>357</b>	<b>535</b>	<b>245</b>	<b>460</b>	<b>157</b>	<b>521</b>	<b>118</b>	<b>431</b>	<b>194</b>	<b>347</b>	<b>126</b>
<b>Southern Region</b>												
Homicide (Murder)	0	0	0	0	0	0	0	0	1	0	0	0
Other Homicide	0	1	0	0	0	0	0	0	0	0	0	0
Assault	149	48	59	37	53	30	52	25	46	19	57	17
Sexual Offences	52	7	26	0	27	1	22	1	24	3	19	1
Robbery	18	12	15	3	14	2	19	1	14	1	12	1
Other Offences Against the Person	22	19	10	6	9	2	8	1	5	1	7	1
<b>Offences Against the Person</b>	<b>241</b>	<b>87</b>	<b>110</b>	<b>46</b>	<b>103</b>	<b>35</b>	<b>101</b>	<b>28</b>	<b>90</b>	<b>24</b>	<b>95</b>	<b>20</b>
Unlawful Entry	342	43	155	10	117	20	113	22	123	18	101	10
Arson	20	6	5	0	5	1	1	2	2	0	2	0
Other Property Damage	409	106	181	26	120	32	203	18	95	21	100	13
Unlawful Use of Motor Vehicle#	47	15	35	12	30	5	40	8	42	3	44	3
Other Theft (excl. Unlawful Entry)	433	181	205	99	184	90	200	83	151	54	181	50
Fraud	13	10	20	6	17	13	14	5	64	28	51	12
Handling Stolen Goods	53	11	26	4	23	5	26	5	25	9	21	5
<b>Offences Against Property</b>	<b>1317</b>	<b>372</b>	<b>627</b>	<b>157</b>	<b>496</b>	<b>166</b>	<b>597</b>	<b>143</b>	<b>502</b>	<b>133</b>	<b>500</b>	<b>93</b>

# This category includes attempted offences.

\* Only those offenders whose age and sex were identified are included.

# Offenders:

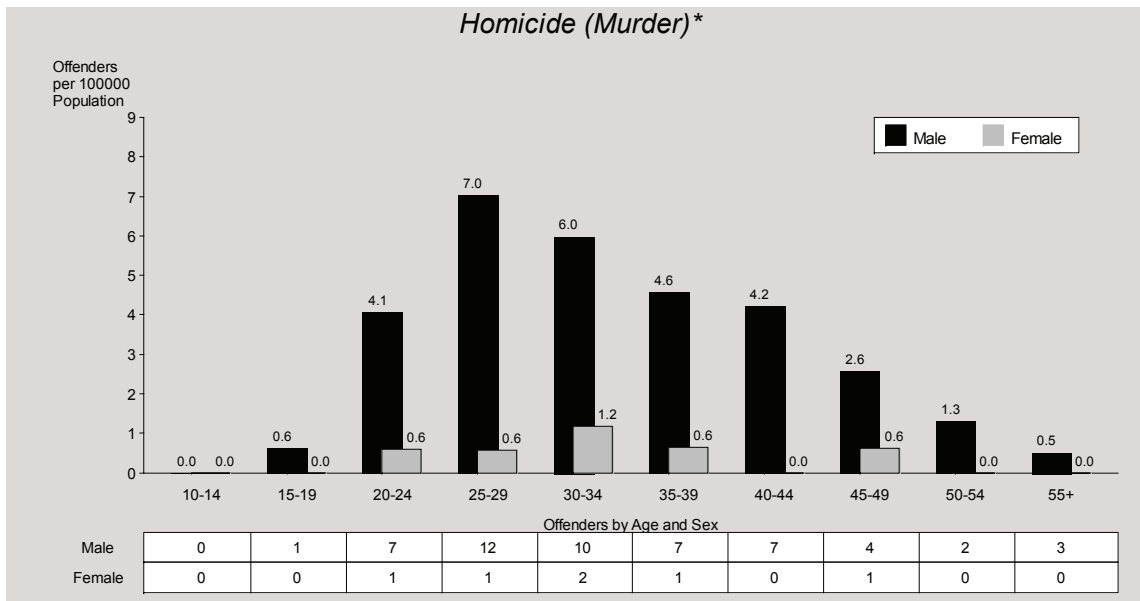
## Regions by Age and Sex – 2015/16\*

Offence	20-24		25-29		30-39		40-49		50-59		60+	
	Male	Female	Male	Female	Male	Female	Male	Female	Male	Female	Male	Female
<b>Brisbane Region</b>												
Homicide (Murder)	0	0	3	0	2	1	1	1	2	0	1	0
Other Homicide	4	1	3	0	6	2	2	0	3	0	0	1
Assault	399	96	329	71	491	127	268	87	110	32	61	10
Sexual Offences	38	0	37	0	89	1	69	1	63	0	69	1
Robbery	93	6	39	4	44	7	13	1	8	1	0	0
Other Offences Against the Person	62	4	46	9	80	20	57	11	22	2	12	1
<b>Offences Against the Person</b>	<b>596</b>	<b>107</b>	<b>457</b>	<b>84</b>	<b>712</b>	<b>158</b>	<b>410</b>	<b>101</b>	<b>208</b>	<b>35</b>	<b>143</b>	<b>13</b>
Unlawful Entry	318	53	264	87	666	88	298	27	37	6	9	0
Arson	8	0	6	0	6	2	1	3	0	1	0	0
Other Property Damage	327	41	236	36	319	57	168	39	63	15	19	4
Unlawful Use of Motor Vehicle#	215	46	168	63	312	69	97	24	16	3	4	1
Other Theft (excl. Unlawful Entry)	871	545	933	441	1731	807	793	444	205	136	105	111
Fraud	302	137	329	161	723	394	423	168	116	48	33	2
Handling Stolen Goods	132	50	146	71	402	151	194	56	35	13	11	3
<b>Offences Against Property</b>	<b>2173</b>	<b>872</b>	<b>2082</b>	<b>859</b>	<b>4159</b>	<b>1568</b>	<b>1974</b>	<b>761</b>	<b>472</b>	<b>222</b>	<b>181</b>	<b>121</b>
<b>Central Region</b>												
Homicide (Murder)	1	0	1	0	7	0	3	0	0	0	1	0
Other Homicide	1	0	3	1	9	0	4	1	1	0	2	1
Assault	308	76	291	73	449	142	256	85	109	33	62	10
Sexual Offences	74	1	57	4	110	3	73	5	52	1	73	0
Robbery	24	1	18	2	14	3	9	0	1	0	3	0
Other Offences Against the Person	40	9	54	19	74	20	48	8	24	7	9	1
<b>Offences Against the Person</b>	<b>448</b>	<b>87</b>	<b>424</b>	<b>99</b>	<b>663</b>	<b>168</b>	<b>393</b>	<b>99</b>	<b>187</b>	<b>41</b>	<b>150</b>	<b>12</b>
Unlawful Entry	267	26	191	23	469	60	150	20	37	8	2	0
Arson	7	1	9	3	13	1	8	2	2	0	5	1
Other Property Damage	331	42	220	42	340	66	158	42	37	10	21	7
Unlawful Use of Motor Vehicle#	86	10	71	16	109	26	37	3	9	1	2	0
Other Theft (excl. Unlawful Entry)	537	238	486	277	852	440	368	184	113	67	39	33
Fraud	182	81	117	68	299	286	201	68	24	12	60	4
Handling Stolen Goods	93	22	75	33	138	47	64	12	12	7	10	2
<b>Offences Against Property</b>	<b>1503</b>	<b>420</b>	<b>1169</b>	<b>462</b>	<b>2220</b>	<b>926</b>	<b>986</b>	<b>331</b>	<b>234</b>	<b>105</b>	<b>139</b>	<b>47</b>
<b>Northern Region</b>												
Homicide (Murder)	0	1	4	0	3	0	3	0	0	0	0	0
Other Homicide	0	0	0	0	3	0	3	0	0	0	0	0
Assault	490	196	393	143	675	224	417	133	144	42	44	10
Sexual Offences	38	2	37	3	54	6	86	4	45	0	41	2
Robbery	26	3	15	3	23	6	5	0	1	0	0	0
Other Offences Against the Person	31	15	37	10	71	22	54	7	19	8	10	0
<b>Offences Against the Person</b>	<b>585</b>	<b>217</b>	<b>486</b>	<b>159</b>	<b>829</b>	<b>258</b>	<b>568</b>	<b>144</b>	<b>209</b>	<b>50</b>	<b>95</b>	<b>12</b>
Unlawful Entry	240	32	131	19	188	22	123	16	11	1	4	1
Arson	6	0	7	0	4	0	4	1	1	0	0	0
Other Property Damage	332	96	209	52	300	79	163	38	49	5	9	1
Unlawful Use of Motor Vehicle#	149	23	72	16	111	23	25	1	6	3	1	0
Other Theft (excl. Unlawful Entry)	429	152	320	143	539	182	285	121	78	41	38	32
Fraud	112	61	82	62	181	58	60	72	26	11	0	3
Handling Stolen Goods	61	33	53	17	87	30	43	21	9	3	1	1
<b>Offences Against Property</b>	<b>1329</b>	<b>397</b>	<b>874</b>	<b>309</b>	<b>1410</b>	<b>394</b>	<b>703</b>	<b>270</b>	<b>180</b>	<b>64</b>	<b>53</b>	<b>38</b>
<b>South Eastern Region</b>												
Homicide (Murder)	6	0	4	0	3	2	1	0	1	0	0	0
Other Homicide	2	0	4	0	1	0	0	0	1	0	0	0
Assault	257	83	255	62	412	108	290	89	124	38	45	11
Sexual Offences	34	0	31	1	65	0	54	0	28	0	22	0
Robbery	43	5	32	9	34	5	10	1	1	1	1	0
Other Offences Against the Person	44	5	46	8	82	10	40	14	18	2	11	1
<b>Offences Against the Person</b>	<b>386</b>	<b>93</b>	<b>372</b>	<b>80</b>	<b>597</b>	<b>125</b>	<b>395</b>	<b>104</b>	<b>173</b>	<b>41</b>	<b>79</b>	<b>12</b>
Unlawful Entry	202	25	172	53	322	40	150	36	15	1	0	0
Arson	9	0	3	0	4	1	2	0	0	0	1	0
Other Property Damage	214	36	188	42	294	69	140	42	32	11	17	8
Unlawful Use of Motor Vehicle#	204	59	213	59	203	51	74	16	4	1	0	2
Other Theft (excl. Unlawful Entry)	668	380	784	364	1350	527	547	247	99	64	88	43
Fraud	342	171	218	190	518	232	194	155	58	16	18	6
Handling Stolen Goods	131	51	152	76	259	91	105	27	25	5	7	0
<b>Offences Against Property</b>	<b>1770</b>	<b>722</b>	<b>1730</b>	<b>784</b>	<b>2950</b>	<b>1011</b>	<b>1212</b>	<b>523</b>	<b>233</b>	<b>98</b>	<b>131</b>	<b>59</b>
<b>Southern Region</b>												
Homicide (Murder)	0	0	0	1	2	0	3	0	0	0	0	0
Other Homicide	2	0	3	0	3	0	0	0	1	0	0	0
Assault	323	105	258	80	418	125	270	91	94	32	49	5
Sexual Offences	47	0	48	2	103	1	101	1	86	2	69	2
Robbery	49	5	32	7	26	13	10	3	1	0	1	0
Other Offences Against the Person	53	9	43	12	81	21	63	15	36	7	14	3
<b>Offences Against the Person</b>	<b>474</b>	<b>119</b>	<b>384</b>	<b>102</b>	<b>633</b>	<b>160</b>	<b>447</b>	<b>110</b>	<b>218</b>	<b>41</b>	<b>133</b>	<b>10</b>
Unlawful Entry	273	43	242	40	427	58	151	25	22	2	3	6
Arson	5	1	6	3	6	1	9	2	0	1	4	0
Other Property Damage	280	46	187	34	281	55	149	31	49	13	15	1
Unlawful Use of Motor Vehicle#	145	29	131	30	115	35	52	5	9	2	3	0
Other Theft (excl. Unlawful Entry)	651	329	640	290	1001	521	377	253	106	73	52	59
Fraud	185	121	145	81	240	230	235	96	54	22	18	1
Handling Stolen Goods	99	40	94	47	148	54	78	23	19	10	7	4
<b>Offences Against Property</b>	<b>1638</b>	<b>609</b>	<b>1445</b>	<b>525</b>	<b>2218</b>	<b>954</b>	<b>1051</b>	<b>435</b>	<b>259</b>	<b>123</b>	<b>102</b>	<b>71</b>

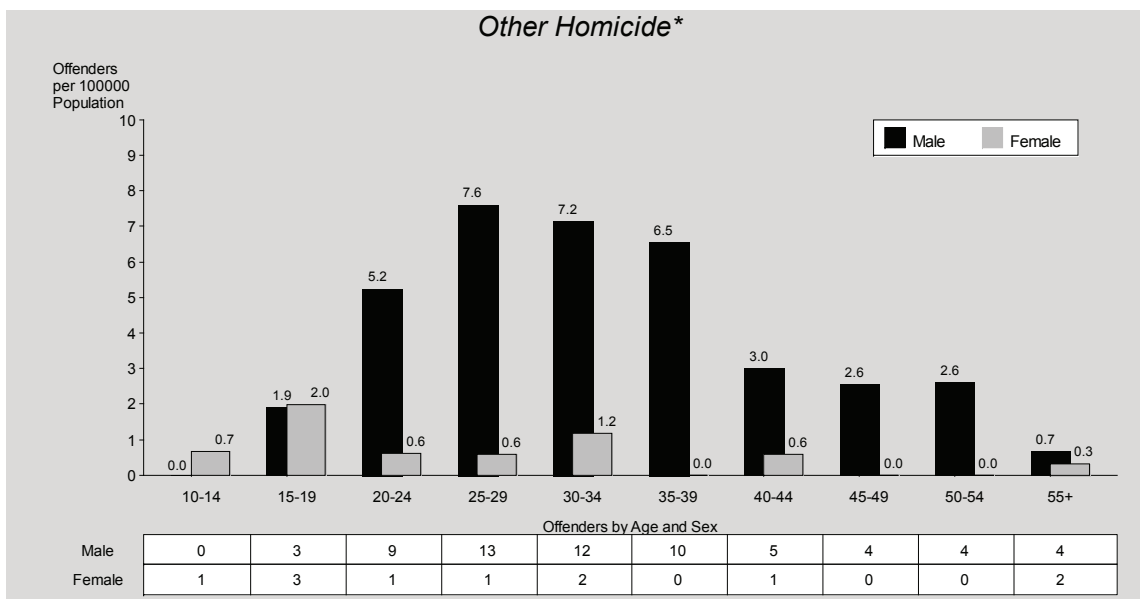
# This category includes attempted offences.

\* Only those offenders whose age and sex were identified are included.

# Offenders



For all age groups, males were more likely than females to commit homicide (murder) with males aged twenty to thirty-nine years representing 61% of all offenders. Of those proceeded against for homicide (murder), 90% were male. Of the total 59 offenders responsible for homicide (murder) offences, only six were female.

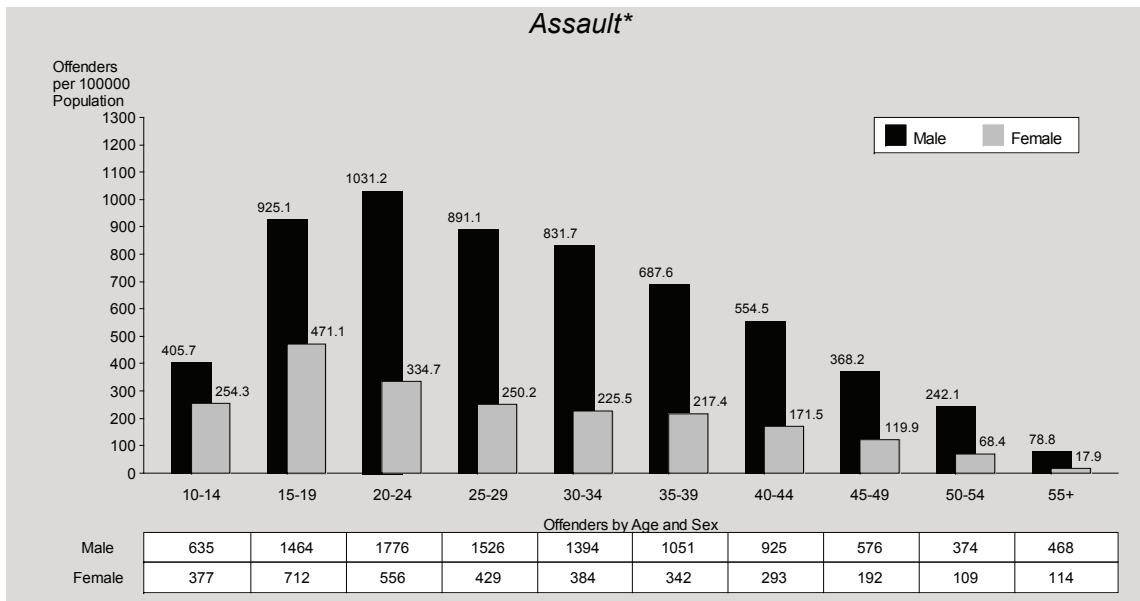


Males aged twenty-five to thirty-four years were most likely to commit other homicide offences. At every age, except between ten and nineteen years, males committed more offences than females. In total, only 15% of those proceeded against for other homicide offences were female. Males aged twenty to thirty-nine years accounted for 59% of all offenders in this offence type.

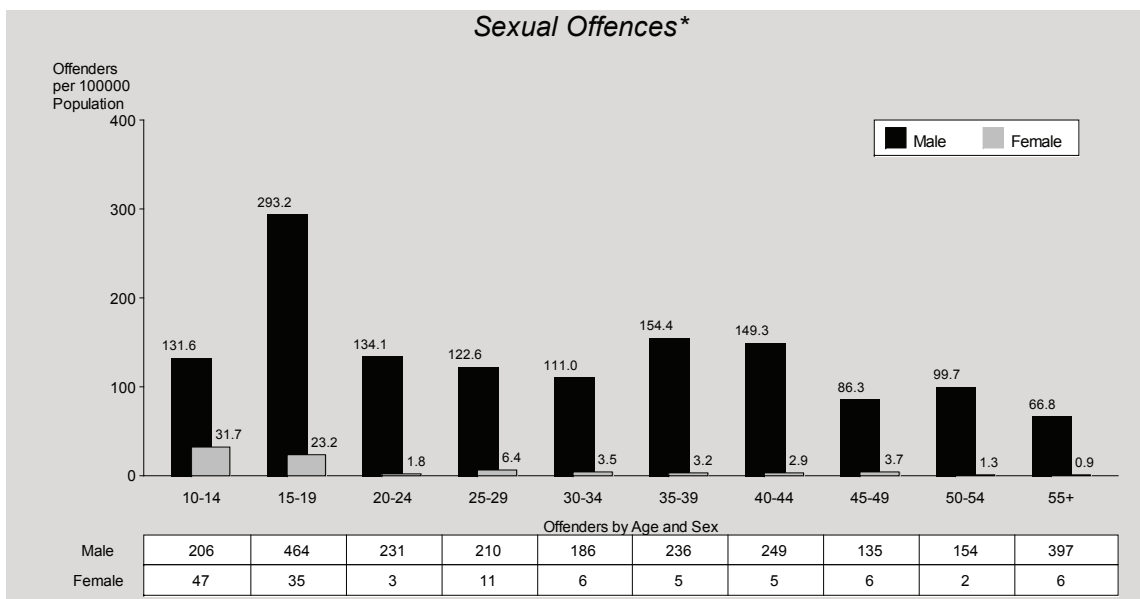
\* Only those offenders whose age and sex were identified are included.



# Offenders



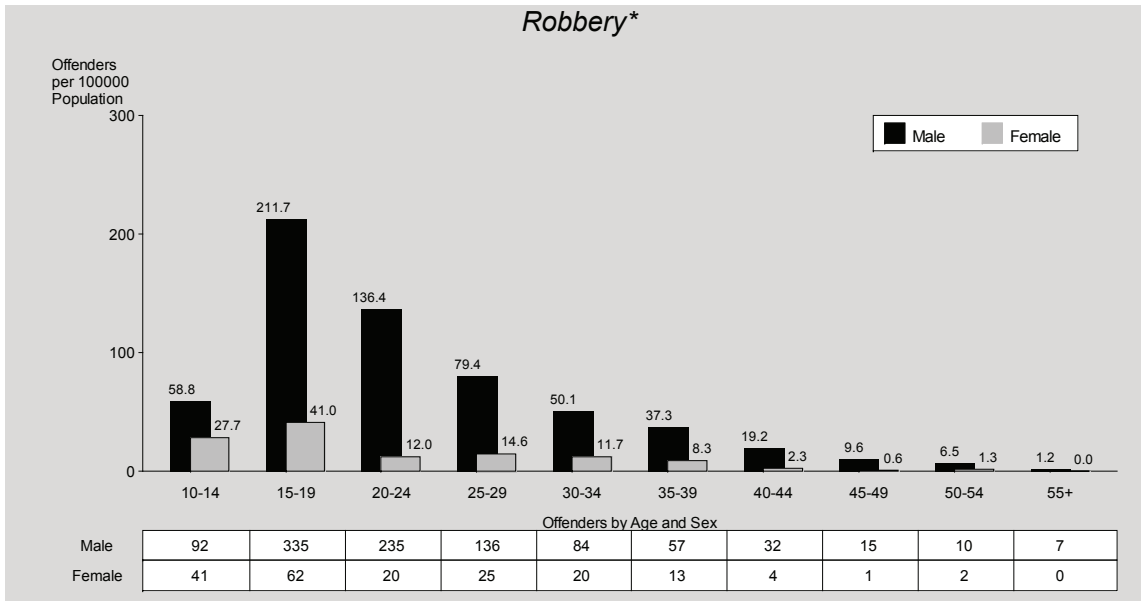
As with most offence types after the age of nineteen years, the likelihood of committing assault offences decreases with increasing age for both males and females. Approximately 74% of offenders were male. Forty-five percent of offenders were male aged fifteen to thirty-four years. Males aged twenty to twenty-four and females in the fifteen to nineteen year age cohort were most likely to offend.



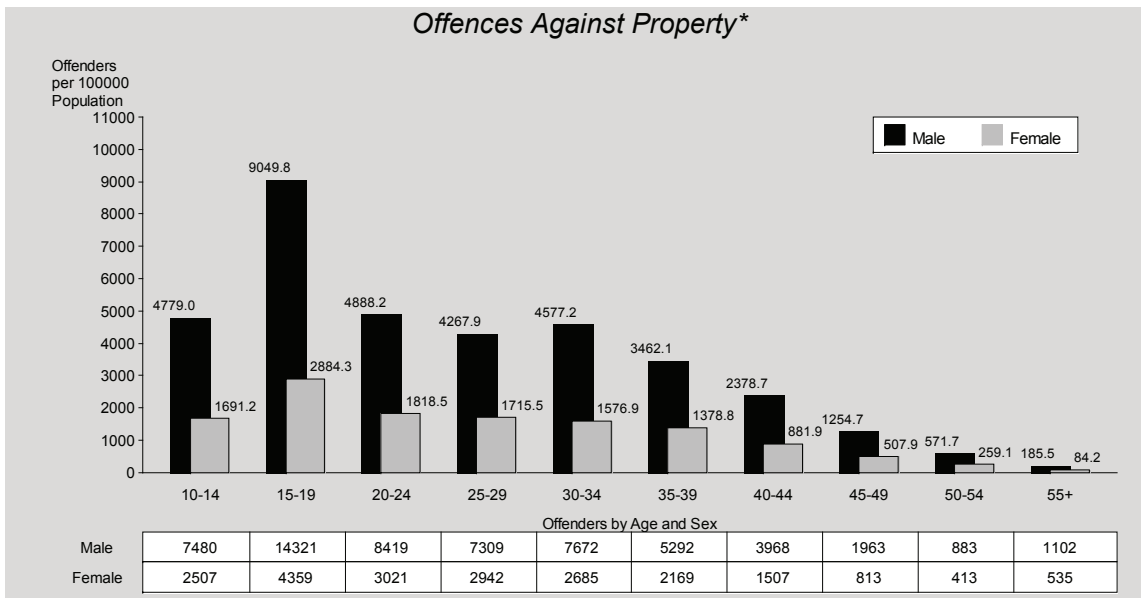
Sexual offences are unique in that the likelihood of offending does not decrease with increasing age to the same extent as other offences. In addition, most offenders were male (95%). During 2015/16, there were 126 female offenders for sexual offences across the State compared with 2,468 males.

\* Only those offenders whose age and sex were identified are included.

# Offenders



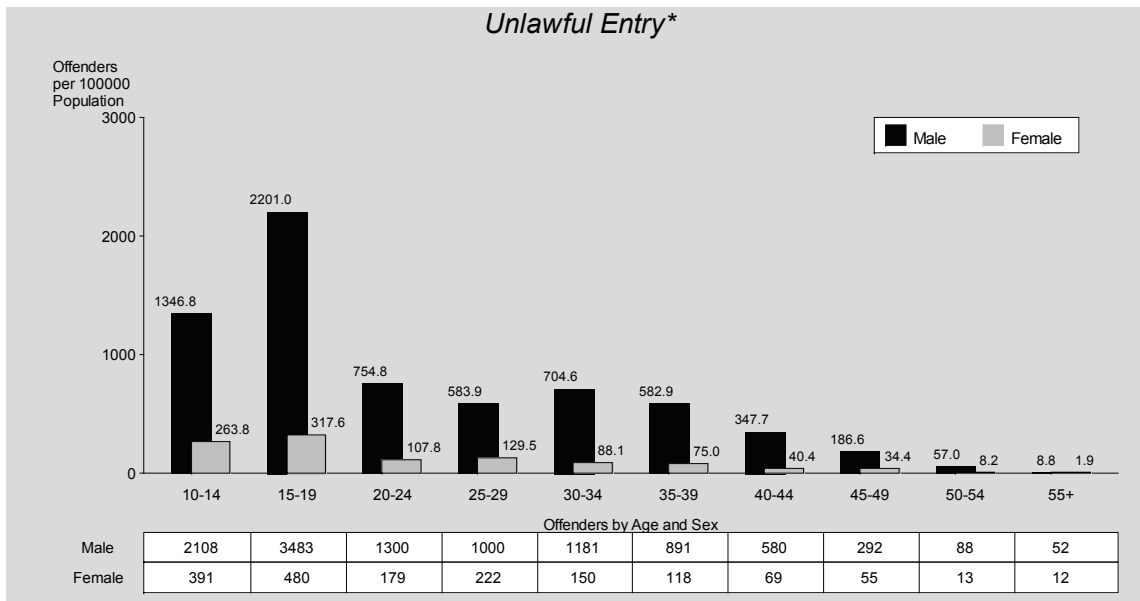
Approximately 84% of offenders were male. Males and females in the fifteen to nineteen year age group were more likely to offend, comprising 33% of all offenders. As with previous years, there were very few female offenders aged over forty-four years. Six percent of offenders were aged forty years or more and almost all of these were male.



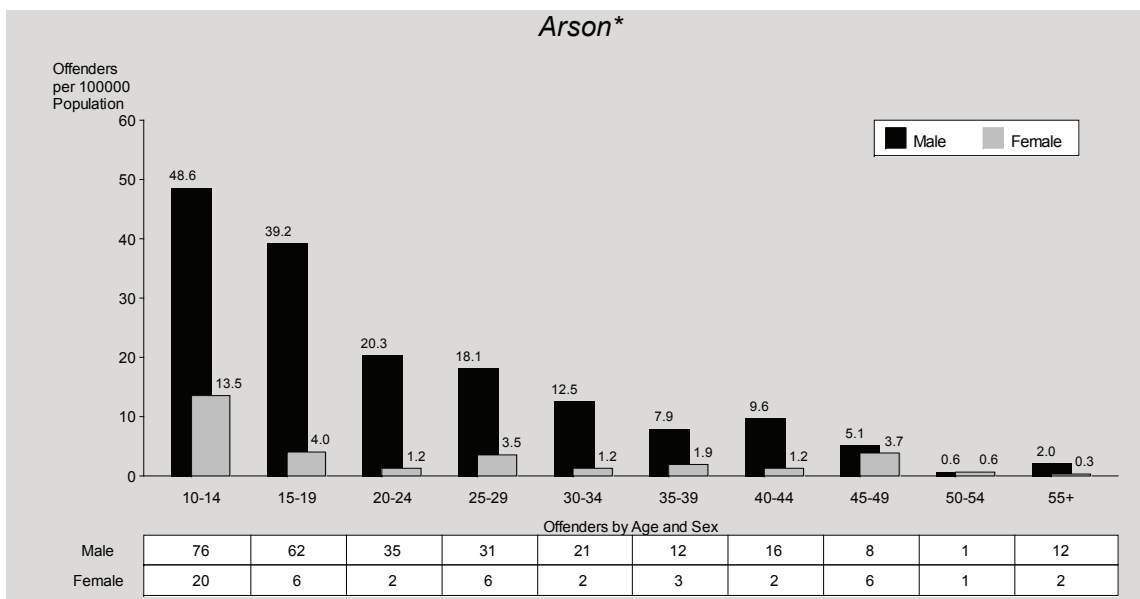
Males aged fifteen to nineteen years were over three times more likely to commit offences against property than females in the same age group. In total, only 26% of offenders were female. At every age, males were more likely than females to offend. For females, the likelihood of offending after nineteen years of age decreased with increasing age, while for males, the likelihood of offending decreases from thirty-four years of age.

\* Only those offenders whose age and sex were identified are included.

# Offenders



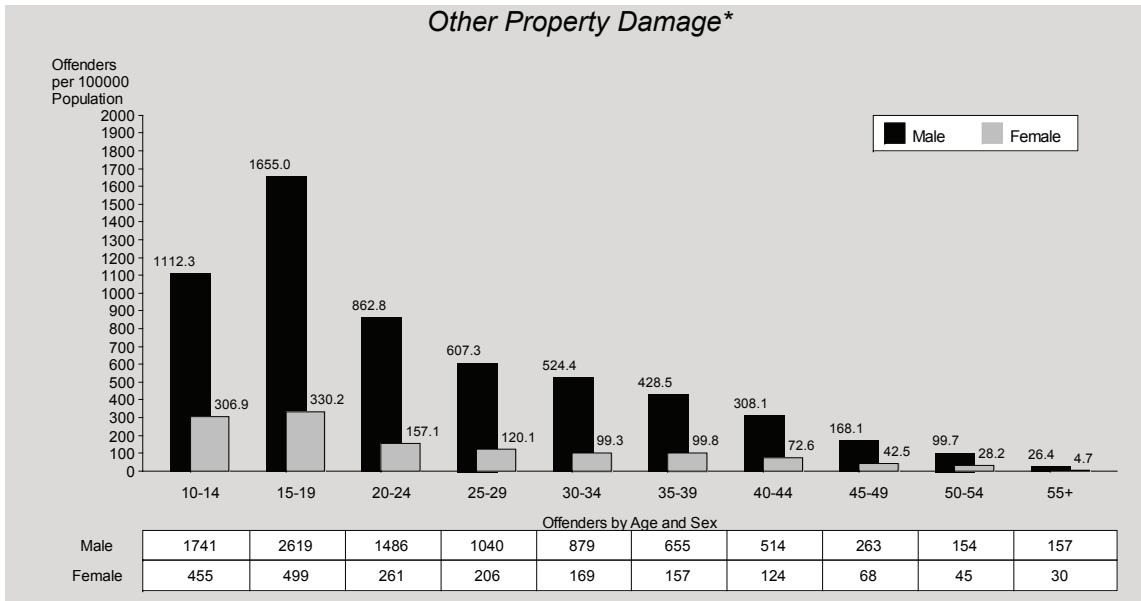
As with most offence types, a large proportion of unlawful entry offenders were male aged fifteen to nineteen years (87% of all offenders were male). Very few offences were committed by persons aged over thirty-nine years. Approximately 54% of offenders were male aged between ten and twenty-four years.



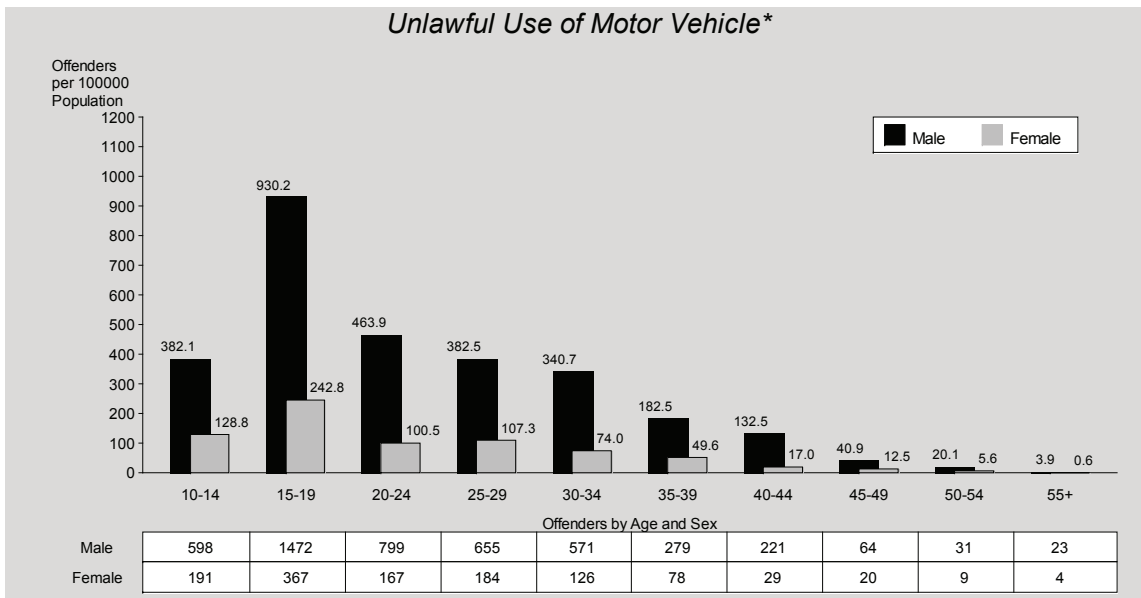
Approximately 43% of those proceeded against for arson offences were male aged between ten and nineteen years. While only 15% of offenders were female, the largest proportion were aged ten to fourteen years. As with most offences against property, very few offenders were recorded in older age groups (15% were forty years and over).

\* Only those offenders whose age and sex were identified are included.

# Offenders



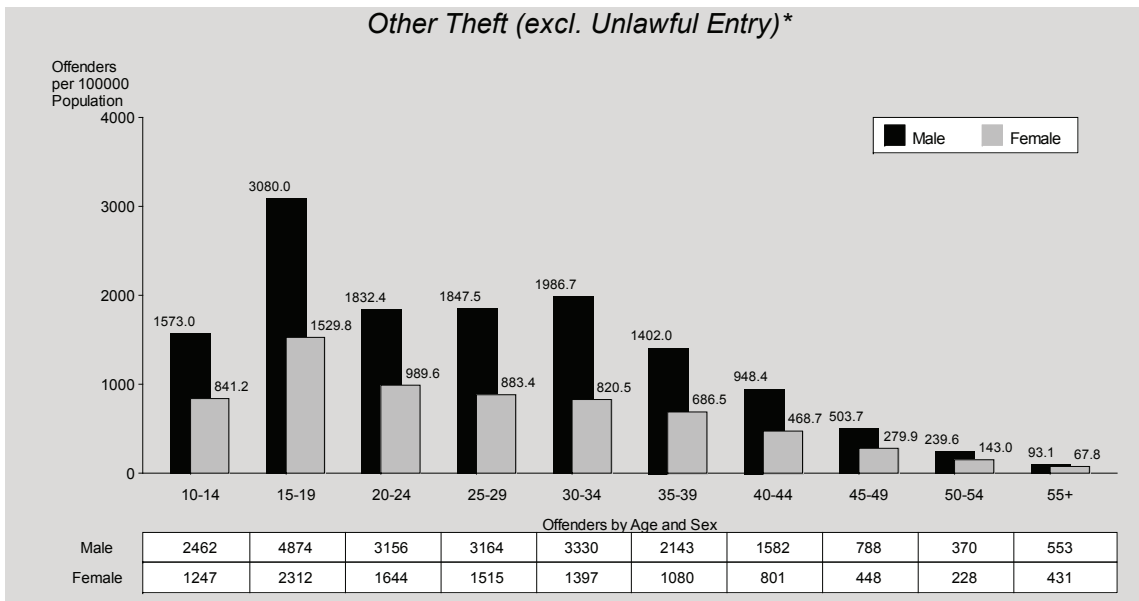
As with most offences against property, the largest proportion (38%) of other property damage offenders were male aged between ten and nineteen years. At every age, males were more likely to offend than females (83% of offenders were male). In addition, as with most offences against property, there were very few offenders in the older age groups with 12% of offenders aged forty and older.



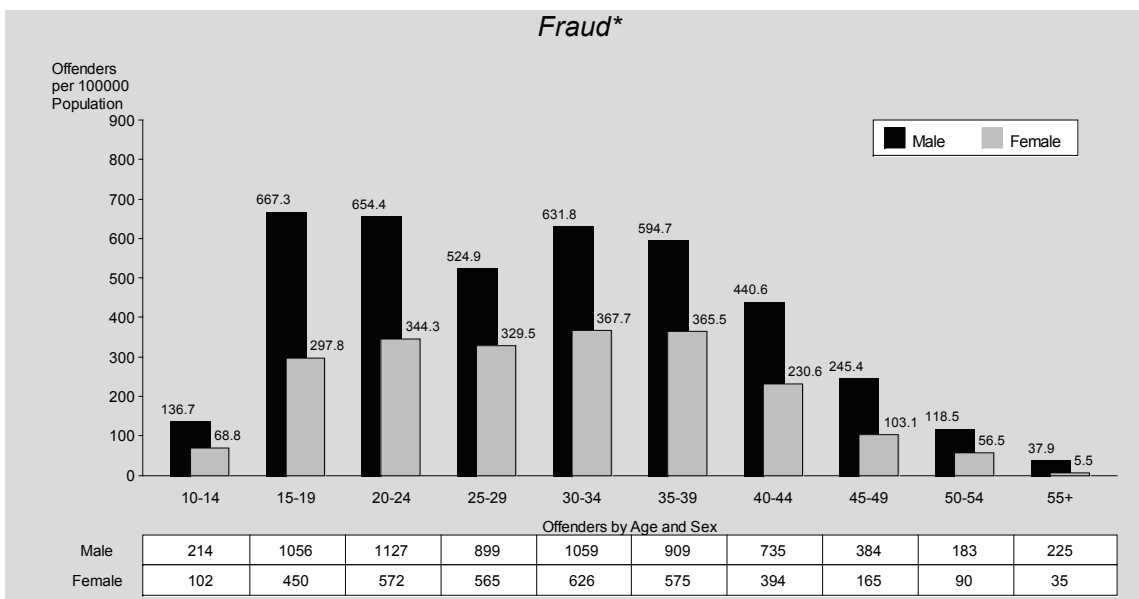
Approximately 25% of unlawful use of motor vehicle offenders were male aged fifteen to nineteen years. While only 20% of offenders were female, 31% of female offenders were aged fifteen to nineteen years. There were very few offenders (only 13%) in the older age groups (thirty-five years and over). Please note that attempted offences are included in this category.

\* Only those offenders whose age and sex were identified are included.

# Offenders



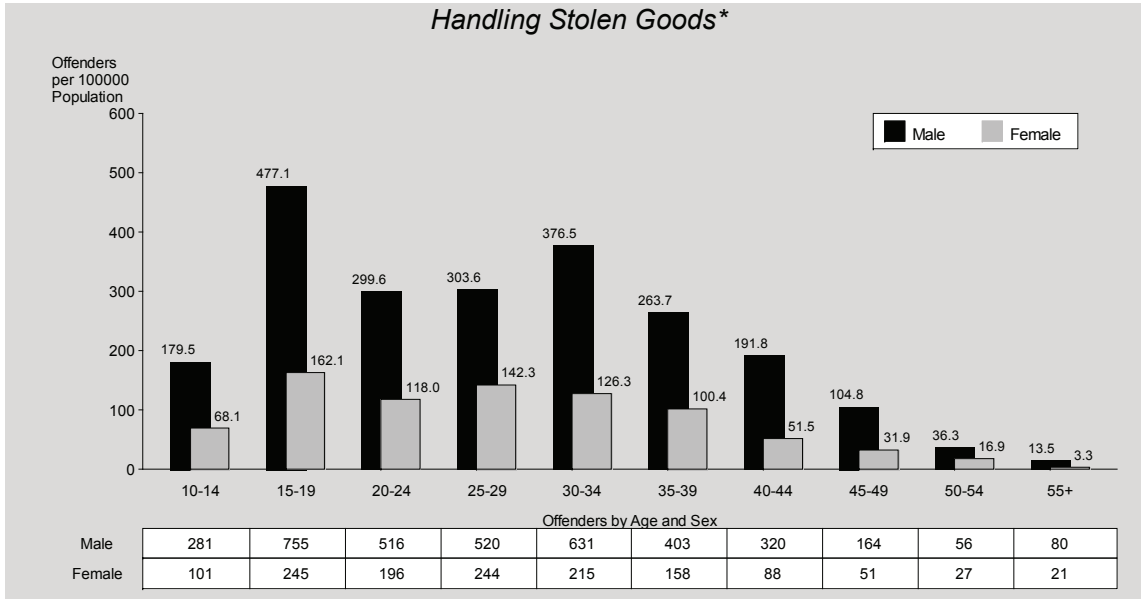
The other theft (excluding unlawful entry) offence category is one of a small number of offences against property committed by a substantial proportion of females. In 2015/16, 33% of offenders proceeded against for other theft (excluding unlawful entry) offences were female. Approximately 43% of the total offenders were male in the fifteen to thirty-four year age cohort.



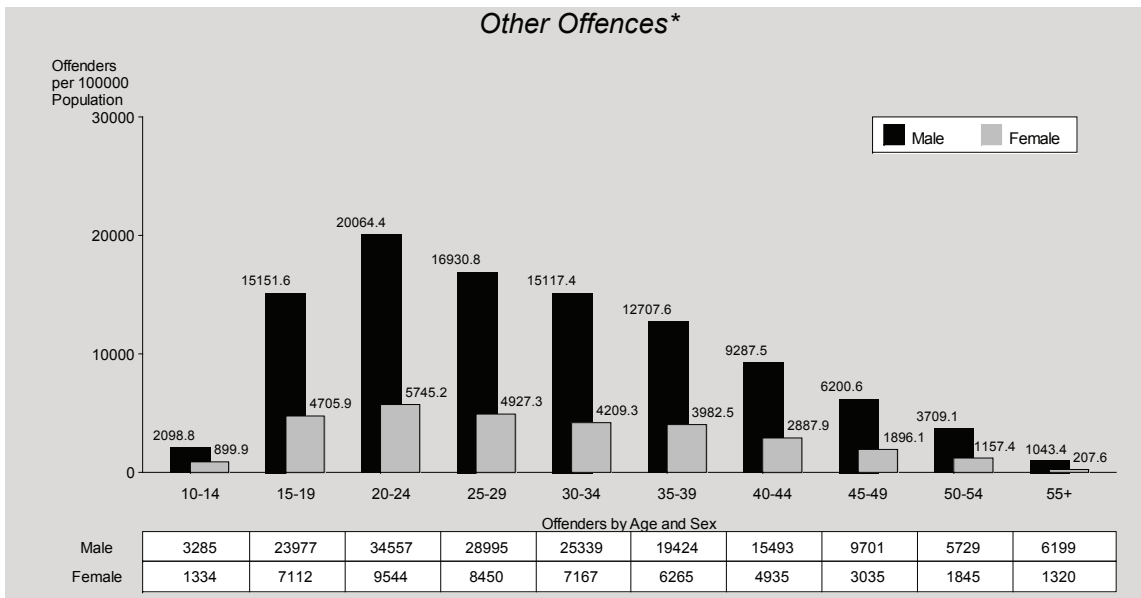
Fraud is another of the offences against property for which a relatively high proportion of offenders are female. In 2015/16, 34% of those proceeded against for fraud were female. Males aged fifteen to thirty-nine years were most likely to offend (74% of all male offenders were in this demographic).

\* Only those offenders whose age and sex were identified are included.

# Offenders



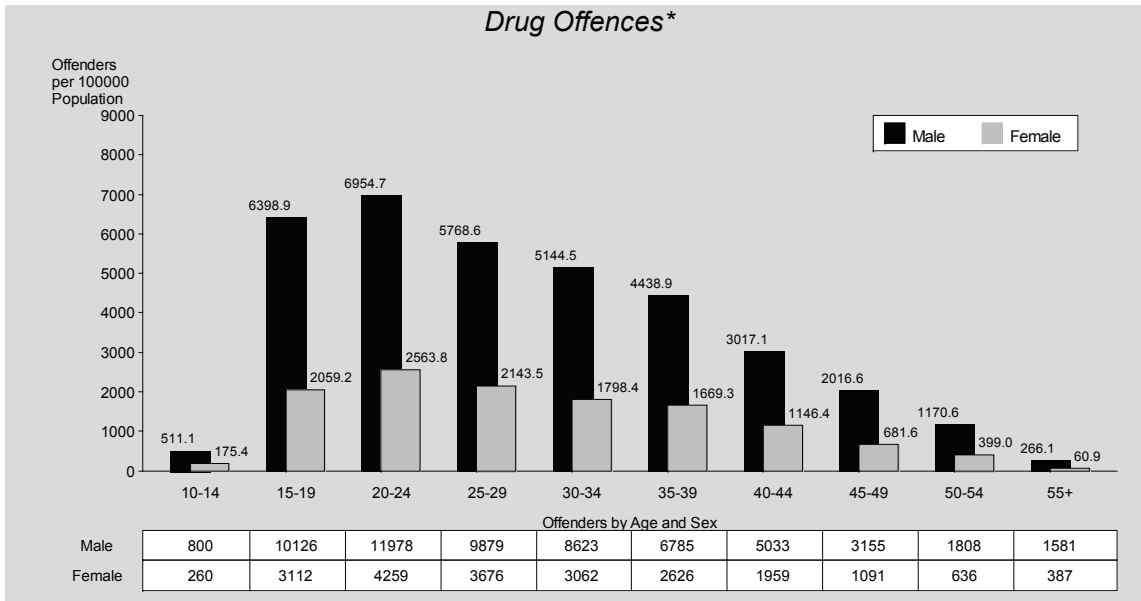
In all age groups, males were more likely than females to offend for handling stolen goods offences (73% were male). For both males and females, those in the fifteen to nineteen year age group were most likely to offend. The likelihood of offending increases from the age of nineteen to thirty-four for males and to twenty-nine for females, after which there is a decrease in the rate of offending.



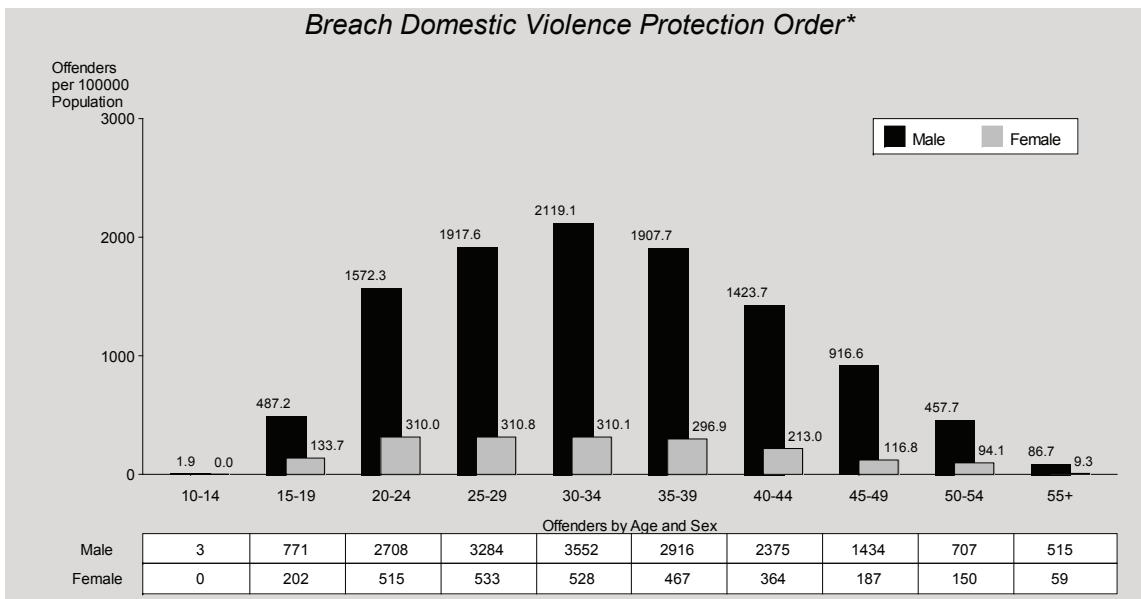
The majority (77%) of offenders for other offences were male, with males aged fifteen to twenty-nine years comprising 39% of offenders in 2015/16. Approximately 67% of offenders were aged under thirty-four years. Of all female offenders, those aged twenty to twenty-four years were most likely to offend.

\* Only those offenders whose age and sex were identified are included.

# Offenders



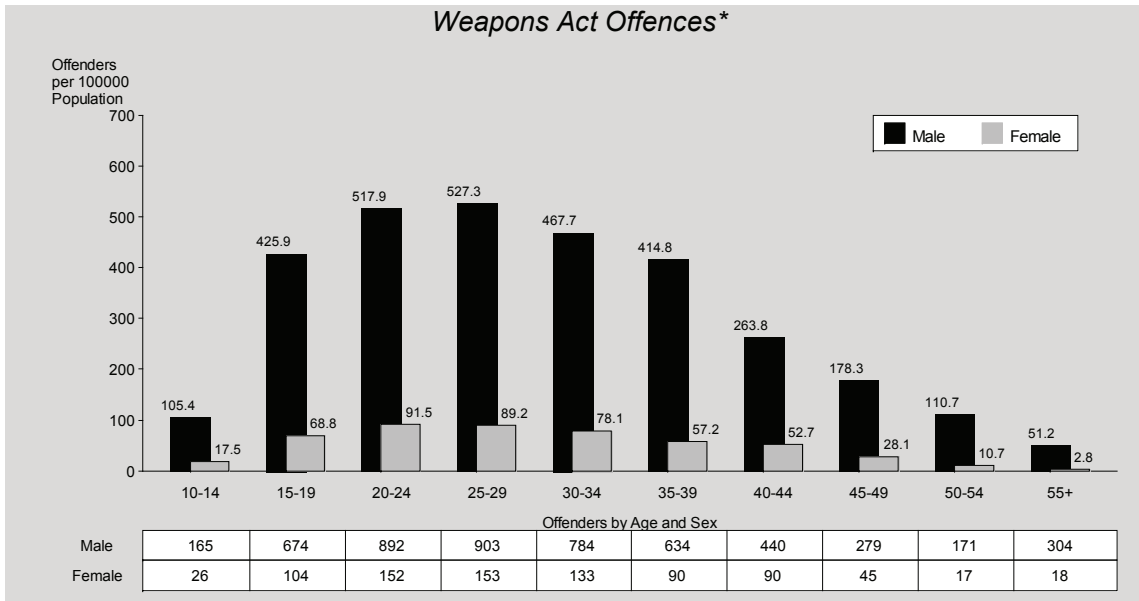
Approximately 74% of offenders for drug offences were male, with the majority aged between fifteen and twenty-four years. Females in the twenty to twenty-nine year age bracket were also more likely to offend compared with those in other age groups. Unlike other offence categories, a sizeable proportion (31%) of offenders were aged over thirty-four years.



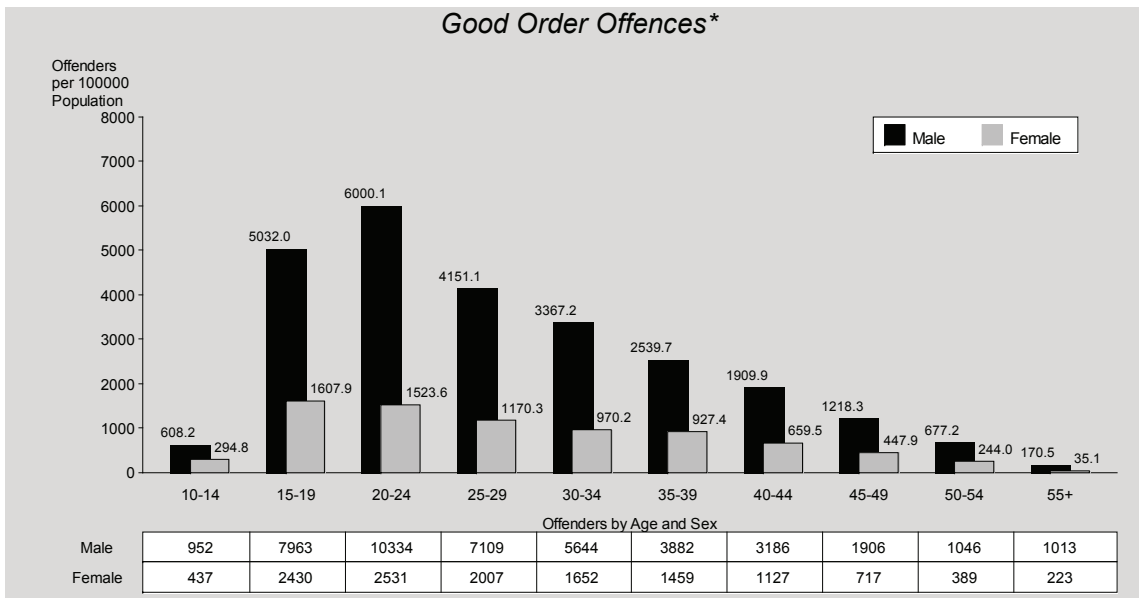
Approximately 86% of offenders who breached domestic violence protection orders were male and most were aged between twenty and thirty-nine years (59%). Unlike other offence categories, a significant proportion of offenders (27%) were in the older age groups (forty years and over).

\* Only those offenders whose age and sex were identified are included.

# Offenders



Approximately 86% of those proceeded against for *Weapons Act* offences were male and most were aged twenty to thirty-four years, although a significant proportion were aged over thirty-nine years. For females, those aged twenty to thirty-four years were most likely to offend. The likelihood of offending after the age of twenty-four decreased for females and after the age of twenty-nine for males.



Patterns of offending for good order offences are typical of those displayed in most offence categories. The majority of offenders were male (77%) with males in the fifteen to twenty-nine age group most likely to offend (45% were in this demographic). After the age of twenty-four years, the likelihood of offending decreased.

\* Only those offenders whose age and sex were identified are included.