

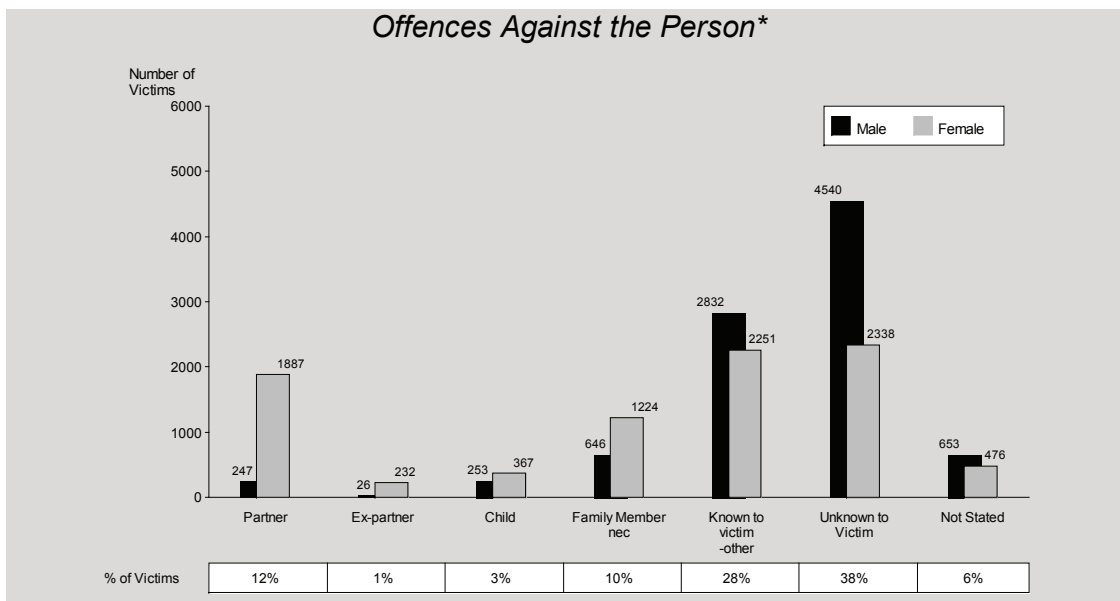
Offender/Victim Relationships

This section provides details of the types of relationships between offenders and victims for all offences against the person. Hence, only those offences that have been cleared are included in this section.

The statistics in this section are counts of victims, rather than offenders or relationships. They do not provide a unique victim count as one person may be counted several times if they were the victim of more than one offence.

The relationship classifications used are derived from those used by the Australian Bureau of Statistics in *Recorded Crime – Victims, Australia* (4510.0).

As recorded in the graph below, the offender was known to the victim in 55% of the cases where the relationship was identified, including 27% where the offender and victim were related. The remaining 'Known to Victim' classification includes friends, colleagues, and both professional and other acquaintances.



* Only those offences where the victim's age and sex were identified are included.

Offender/Victim Relationships:

Victims By Sex & Relationship to Offender* – 2015/16

Offence	Partner		Ex-partner		Child		Other Family Member nec		Known to Victim – Other		Unknown to Victim		Not Stated		Total	
	Male	Female	Male	Female	Male	Female	Male	Female	Male	Female	Male	Female	Male	Female	Male	Female
Brisbane Region																
Homicide (Murder)	0	1	0	0	0	0	0	1	2	1	2	1	0	1	4	5
Other Homicide	1	6	0	2	0	0	2	2	5	2	5	0	0	0	13	12
Attempted Murder	1	6	0	2	0	0	2	2	5	2	4	0	0	0	12	12
Conspiracy to Murder	0	0	0	0	0	0	0	0	0	0	0	0	0	0	0	0
Manslaughter (excl. by Driving & Striking)	0	0	0	0	0	0	0	0	0	0	0	0	0	0	0	0
Manslaughter - Unlaw. Strik. Cause Death	0	0	0	0	0	0	0	0	0	0	1	0	0	0	1	0
Driving Causing Death	0	0	0	0	0	0	0	0	0	0	0	0	0	0	0	0
Assault	21	143	2	18	40	36	57	58	477	241	1064	310	115	38	1776	844
Grievous Assault	7	10	0	0	1	0	3	3	28	6	47	2	1	1	87	22
Serious Assault	10	98	1	11	26	13	35	28	194	90	458	108	32	10	756	358
Serious Assault (Other)	0	4	0	1	4	2	8	9	101	50	193	63	26	6	332	135
Common Assault	4	31	1	6	9	21	11	18	154	95	366	137	56	21	601	329
Sexual Offences	1	20	0	1	2	9	15	57	39	132	16	120	14	18	87	357
Rape and Attempted Rape	1	9	0	0	0	3	3	10	10	35	2	26	0	2	16	85
Other Sexual Offences	0	11	0	1	2	6	12	47	29	97	14	94	14	16	71	272
Robbery	0	1	0	0	2	0	0	0	20	2	88	37	9	3	119	43
Armed Robbery	0	0	0	0	0	0	0	0	8	0	33	14	4	1	45	15
Unarmed Robbery	0	1	0	0	2	0	0	0	12	2	55	23	5	2	74	28
Other Offences Against the Person	0	24	1	9	1	0	16	12	55	39	40	43	22	27	135	154
Kidnapping & Abduction etc.	0	9	0	1	0	0	0	1	7	7	8	12	2	4	17	34
Extortion	0	1	0	0	0	0	0	0	5	2	2	0	0	1	7	4
Stalking	0	5	1	7	0	0	0	0	16	22	3	17	8	14	28	65
Life Endangering Acts	0	9	0	1	1	0	16	11	27	8	27	14	12	8	83	51
Offences Against the Person	23	195	3	30	45	45	90	130	598	417	1215	511	160	87	2134	1415
Central Region																
Homicide (Murder)	0	0	0	0	0	0	0	0	3	0	4	1	0	0	7	1
Other Homicide	0	2	0	0	1	0	1	0	3	1	7	3	2	0	14	6
Attempted Murder	0	2	0	0	1	0	0	0	3	1	2	1	0	0	6	4
Conspiracy to Murder	0	0	0	0	0	0	0	0	0	0	0	0	0	0	0	0
Manslaughter (excl. by Driving & Striking)	0	0	0	0	0	0	0	0	0	0	1	0	0	0	1	0
Manslaughter - Unlaw. Strik. Cause Death	0	0	0	0	0	0	0	0	0	0	1	0	0	0	1	0
Driving Causing Death	0	0	0	0	0	0	1	0	0	0	3	2	2	0	6	2
Assault	27	218	4	26	42	44	84	103	442	289	863	303	98	54	1560	1037
Grievous Assault	10	6	0	0	0	0	4	2	30	5	134	31	4	0	182	44
Serious Assault	13	151	2	16	22	21	44	53	183	114	285	97	28	18	577	470
Serious Assault (Other)	3	8	0	3	6	3	10	11	77	42	180	47	19	13	295	127
Common Assault	1	53	2	7	14	20	26	37	152	128	264	128	47	23	506	396
Sexual Offences	5	45	0	5	8	30	24	130	45	137	18	90	7	20	107	457
Rape and Attempted Rape	0	8	0	4	1	5	4	36	6	17	4	10	0	4	15	84
Other Sexual Offences	5	37	0	1	7	25	20	94	39	120	14	80	7	16	92	373
Robbery	0	2	0	1	0	0	0	0	15	6	31	14	3	1	49	24
Armed Robbery	0	0	0	0	0	0	0	0	4	3	21	8	1	1	26	12
Unarmed Robbery	0	2	0	1	0	0	0	0	11	3	10	6	2	0	23	12
Other Offences Against the Person	1	28	1	8	2	8	17	11	35	36	36	33	29	34	121	158
Kidnapping & Abduction etc.	0	14	0	2	0	3	0	0	8	3	6	6	3	1	17	29
Extortion	0	0	0	0	0	0	0	0	2	1	1	0	2	0	5	1
Stalking	0	4	0	4	0	1	2	0	3	16	3	13	4	12	12	50
Life Endangering Acts	1	10	1	2	2	4	15	11	22	16	26	14	20	21	87	78
Offences Against the Person	33	295	5	40	53	82	126	244	543	469	959	444	139	109	1858	1683
Northern Region																
Homicide (Murder)	0	2	0	1	0	0	1	1	2	0	1	0	2	0	6	4
Other Homicide	0	0	0	0	0	0	1	0	0	0	1	1	0	1	2	2
Attempted Murder	0	0	0	0	0	0	1	0	0	0	0	1	0	0	1	1
Conspiracy to Murder	0	0	0	0	0	0	0	0	0	0	0	0	0	0	0	0
Manslaughter (excl. by Driving & Striking)	0	0	0	0	0	0	0	0	0	0	0	0	0	0	0	0
Manslaughter - Unlaw. Strik. Cause Death	0	0	0	0	0	0	0	0	0	0	0	0	0	0	0	0
Driving Causing Death	0	0	0	0	0	0	0	0	0	0	1	0	0	1	1	1
Assault	71	571	5	42	59	87	149	253	584	454	790	433	124	59	1782	1899
Grievous Assault	17	39	0	1	2	2	13	10	32	12	24	13	2	0	90	77
Serious Assault	34	369	2	27	32	43	78	131	211	203	235	154	20	18	612	945
Serious Assault (Other)	7	15	0	5	8	12	10	23	152	69	227	86	49	12	453	222
Common Assault	13	148	3	9	17	30	48	89	189	170	304	180	53	29	627	655
Sexual Offences	2	30	0	3	4	19	22	130	28	106	20	96	3	23	79	407
Rape and Attempted Rape	0	6	0	1	0	3	8	37	6	18	1	18	0	1	15	84
Other Sexual Offences	2	24	0	2	4	16	14	93	22	88	19	78	3	22	64	323
Robbery	0	1	0	0	0	0	0	0	7	2	35	20	2	2	44	25
Armed Robbery	0	0	0	0	0	0	0	0	4	0	17	6	2	1	23	7
Unarmed Robbery	0	1	0	0	0	0	0	0	3	2	18	14	0	1	21	18
Other Offences Against the Person	3	14	0	8	2	0	16	29	32	26	39	35	22	20	114	132
Kidnapping & Abduction etc.	0	5	0	2	1	0	1	2	2	3	7	6	1	0	12	18
Extortion	0	0	0	0	0	0	0	0	1	0	0	0	2	1	3	1
Stalking	2	3	0	4	0	0	0	0	12	11	3	13	4	6	21	37
Life Endangering Acts	1	6	0	2	1	0	15	27	17	12	29	16	15	13	78	76
Offences Against the Person	76	618	5	54	65	106	189	413	653	588	886	585	153	105	2027	2469

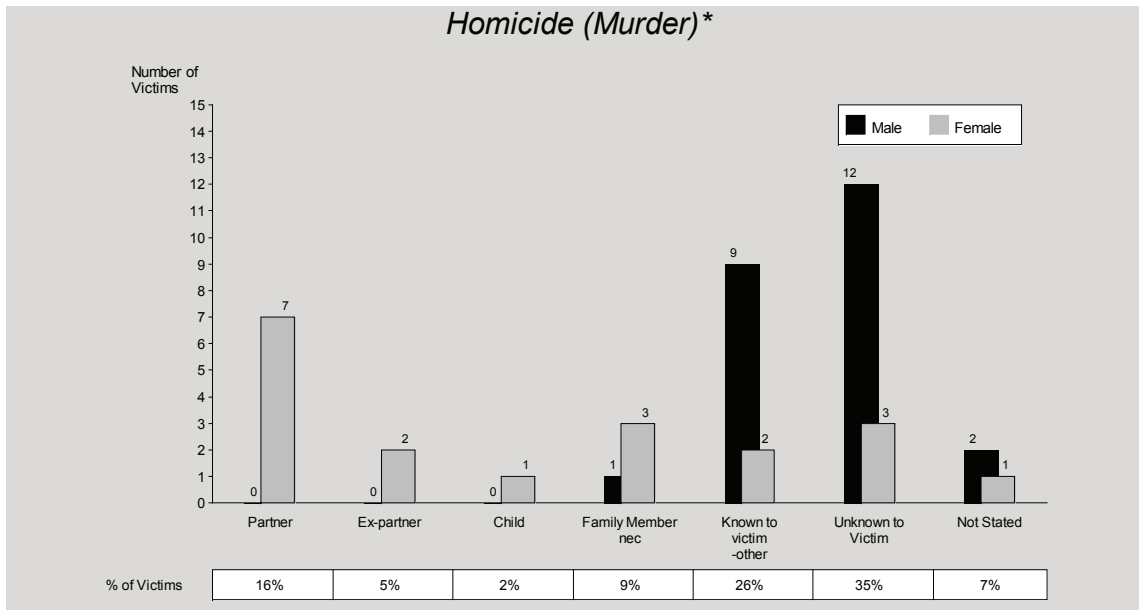
Offender/Victim Relationships:

Victims By Sex & Relationship to Offender* – 2015/16

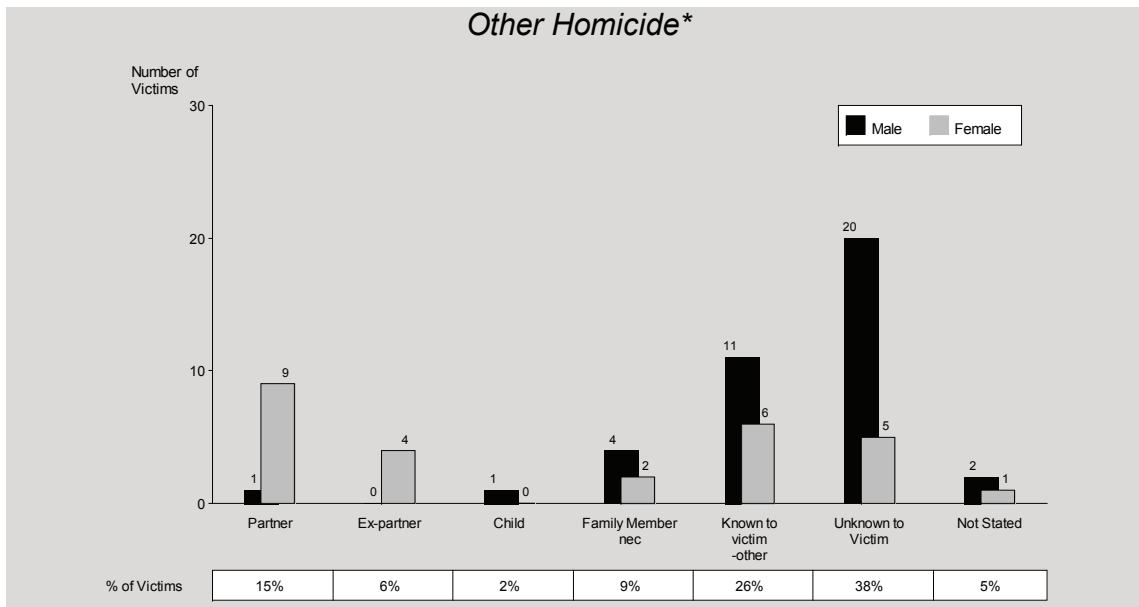
Offence	Partner		Ex-partner		Child		Other Family Member nec		Known to Victim – Other		Unknown to Victim		Not Stated		Total	
	Male	Female	Male	Female	Male	Female	Male	Female	Male	Female	Male	Female	Male	Female	Male	Female
South Eastern Region																
Homicide (Murder)	0	2	0	1	0	1	0	0	2	0	3	1	0	0	5	5
Other Homicide	0	1	0	1	0	0	0	0	3	1	2	0	0	0	5	3
Attempted Murder	0	1	0	1	0	0	0	0	3	0	1	0	0	0	4	2
Conspiracy to Murder	0	0	0	0	0	0	0	0	0	1	0	0	0	0	0	1
Manslaughter (excl. by Driving & Striking)	0	0	0	0	0	0	0	0	0	0	0	0	0	0	0	0
Manslaughter - Unlaw. Strik. Cause Death	0	0	0	0	0	0	0	0	0	0	1	0	0	0	1	0
Driving Causing Death	0	0	0	0	0	0	0	0	0	0	0	0	0	0	0	0
Assault	80	404	7	38	28	40	65	88	321	195	614	278	49	30	1164	1073
Grievous Assault	8	7	1	1	0	0	5	2	15	4	33	4	2	1	64	19
Serious Assault	46	246	3	22	14	14	36	40	151	87	254	108	21	5	525	522
Serious Assault (Other)	6	14	0	1	5	6	8	18	61	37	145	57	9	5	234	138
Common Assault	20	137	3	14	9	20	16	28	94	67	182	109	17	19	341	394
Sexual Offences	1	10	0	2	0	14	9	62	34	75	8	58	2	16	54	237
Rape and Attempted Rape	0	2	0	1	0	5	0	19	7	18	1	7	0	3	8	55
Other Sexual Offences	1	8	0	1	0	9	9	43	27	57	7	51	2	13	46	182
Robbery	1	4	0	0	0	0	0	0	17	6	86	32	6	0	110	42
Armed Robbery	0	0	0	0	0	0	0	0	9	5	34	9	2	0	45	14
Unarmed Robbery	1	4	0	0	0	0	0	0	8	1	52	23	4	0	65	28
Other Offences Against the Person	4	37	1	20	0	2	9	7	21	30	37	31	14	23	86	150
Kidnapping & Abduction etc.	0	13	0	3	0	1	1	0	3	9	4	3	1	2	9	31
Extortion	0	0	0	0	0	0	0	0	0	0	0	1	1	3	1	4
Stalking	1	7	1	11	0	0	0	0	3	10	5	11	3	7	13	46
Life Endangering Acts	3	17	0	6	0	1	8	7	15	11	28	16	9	11	63	69
Offences Against the Person	86	458	8	62	28	57	83	157	398	307	750	400	71	69	1424	1510
Southern Region																
Homicide (Murder)	0	2	0	0	0	0	0	1	0	1	2	0	0	0	2	4
Other Homicide	0	0	0	1	0	0	0	0	0	2	5	1	0	0	5	4
Attempted Murder	0	0	0	1	0	0	0	0	0	2	2	0	0	0	2	3
Conspiracy to Murder	0	0	0	0	0	0	0	0	0	0	0	0	0	0	0	0
Manslaughter (excl. by Driving & Striking)	0	0	0	0	0	0	0	0	0	0	1	0	0	0	1	0
Manslaughter - Unlaw. Strik. Cause Death	0	0	0	0	0	0	0	0	0	0	0	0	0	0	0	0
Driving Causing Death	0	0	0	0	0	0	0	0	0	0	2	1	0	0	2	1
Assault	27	253	4	31	52	61	103	125	516	252	604	248	71	36	1377	1006
Grievous Assault	9	12	1	0	3	3	8	4	21	4	30	5	2	1	74	29
Serious Assault	11	161	2	18	26	28	57	55	214	111	229	96	15	8	554	477
Serious Assault (Other)	1	9	1	3	1	2	5	18	105	39	125	46	18	9	256	126
Common Assault	6	71	0	10	22	28	33	48	176	98	220	101	36	18	493	374
Sexual Offences	1	35	0	2	8	14	37	137	72	154	21	100	15	20	154	462
Rape and Attempted Rape	0	15	0	1	1	5	8	34	18	34	2	20	1	1	30	110
Other Sexual Offences	1	20	0	1	7	9	29	103	54	120	19	80	14	19	124	352
Robbery	0	3	0	1	0	1	0	3	13	6	46	20	18	2	77	36
Armed Robbery	0	0	0	0	0	0	0	1	7	2	22	8	4	2	33	13
Unarmed Robbery	0	3	0	1	0	1	0	2	6	4	24	12	14	0	44	23
Other Offences Against the Person	1	28	1	11	2	1	18	14	39	55	52	29	26	48	139	186
Kidnapping & Abduction etc.	0	5	0	2	0	0	1	2	6	5	9	5	1	3	17	22
Extortion	0	0	0	0	0	0	0	0	1	0	1	0	2	0	4	0
Stalking	0	8	1	8	0	1	0	0	5	29	1	10	6	18	13	74
Life Endangering Acts	1	15	0	1	2	0	17	12	27	21	41	14	17	27	105	90
Offences Against the Person	29	321	5	46	62	77	158	280	640	470	730	398	130	106	1754	1698
Queensland																
Homicide (Murder)	0	7	0	2	0	1	1	3	9	2	12	3	2	1	24	19
Other Homicide	1	9	0	4	1	0	4	2	11	6	20	5	2	1	39	27
Attempted Murder	1	9	0	4	1	0	3	2	11	5	9	2	0	0	25	22
Conspiracy to Murder	0	0	0	0	0	0	0	0	0	1	0	0	0	0	0	1
Manslaughter (excl. by Driving & Striking)	0	0	0	0	0	0	0	0	0	0	2	0	0	0	2	0
Manslaughter - Unlaw. Strik. Cause Death	0	0	0	0	0	0	0	0	0	0	3	0	0	0	3	0
Driving Causing Death	0	0	0	0	0	0	1	0	0	0	6	3	2	1	9	4
Assault	226	1589	22	155	221	268	458	627	2340	1431	3935	1572	457	217	7659	5859
Grievous Assault	51	74	2	2	6	5	33	21	126	31	268	55	11	3	497	191
Serious Assault	114	1025	10	94	120	119	250	307	953	605	1461	563	116	59	3024	2772
Serious Assault (Other)	17	50	1	13	24	25	41	79	496	237	870	299	121	45	1570	748
Common Assault	44	440	9	46	71	119	134	220	765	558	1336	655	209	110	2568	2148
Sexual Offences	10	140	0	13	22	87	108	516	218	605	83	464	41	98	482	1923
Rape and Attempted Rape	1	40	0	7	2	21	23	136	47	122	10	81	1	11	84	418
Other Sexual Offences	9	100	0	6	20	66	85	380	171	483	73	383	40	87	398	1505
Robbery	1	11	0	2	2	1	0	3	72	22	286	123	38	8	399	170
Armed Robbery	0	0	0	0	0	0	0	1	32	10	127	45	13	5	172	61
Unarmed Robbery	1	11	0	2	2	1	0	2	40	12	159	78	25	3	227	109
Other Offences Against the Person	9	131	4	57	7	11	76	73	182	186	204	172	113	152	595	782
Kidnapping & Abduction etc.	0	46	0	10	1	4	3	5	26	27	34	32	8	10	72	134
Extortion	0	1	0	0	0	0	0	0	9	3	4	1	7	5	20	10
Stalking	3	27	3	35	0	2	2	0	39	88	15	65	25	57	87	274
Life Endangering Acts	6	57	1	12	6	5	71	68	108	68	151	74	73	80	416	364
Offences Against the Person	247	1887	26	233	253	368	647	1224	2832	2252	4540	2339	653	477	9198	8780

* Only those offenders whose age and sex were identified are included.

Offender/Victim Relationships



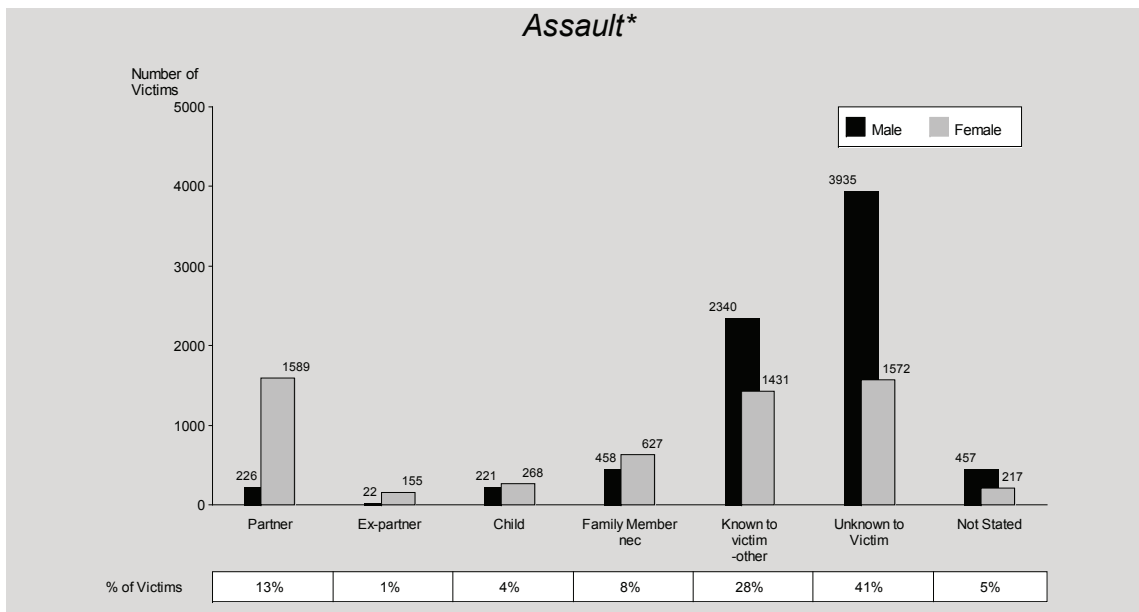
For approximately 58% of homicide (murder) offences, the offender was known to the victim. Thirty-three percent of victims were from the same family as the offender, and this includes partners, spouses, children, siblings, grandparents, aunts, uncles and other familial relationships.



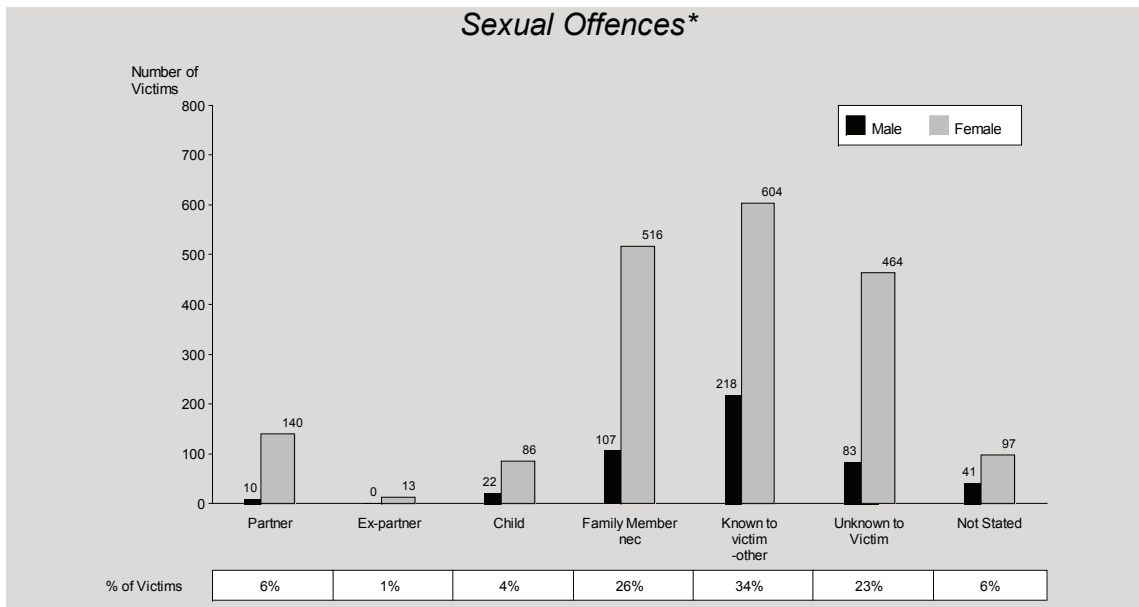
In 58% of other homicide cases, the offender was known to the victim. Of these cases, 32% were committed by a family member. A further 26% of all victims were known to the offender either as friends, acquaintances, neighbours or colleagues.

* Only those offenders whose age and sex were identified are included.
 Note: Percentages have been rounded to the nearest whole number. Therefore, although the percentages are correct, they do not add to 100%.

Offender/Victim Relationships



For all victims of assault, 54% were known to the offender. In 26% of cases, the offender was a family member and a further 28% were known to the offender either as friends, acquaintances, neighbours or colleagues.

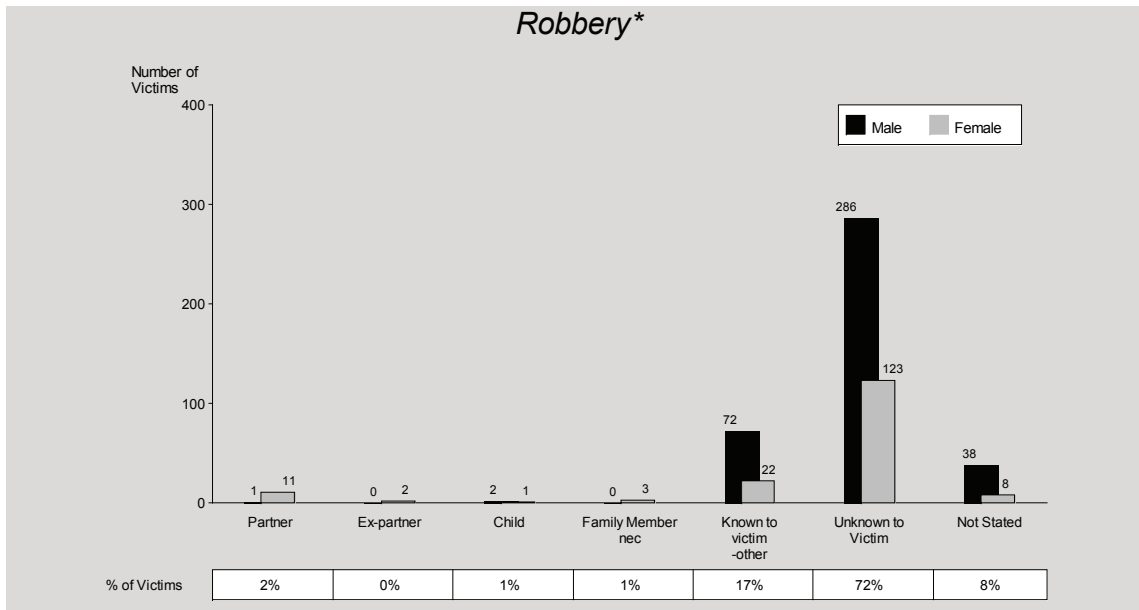


For a substantial proportion of victims of sexual offences (approximately 71%) the offender was known to the victim. A large proportion of victims (37%) are from the same family as the offender while 34% were acquaintances, friends, neighbours or colleagues.

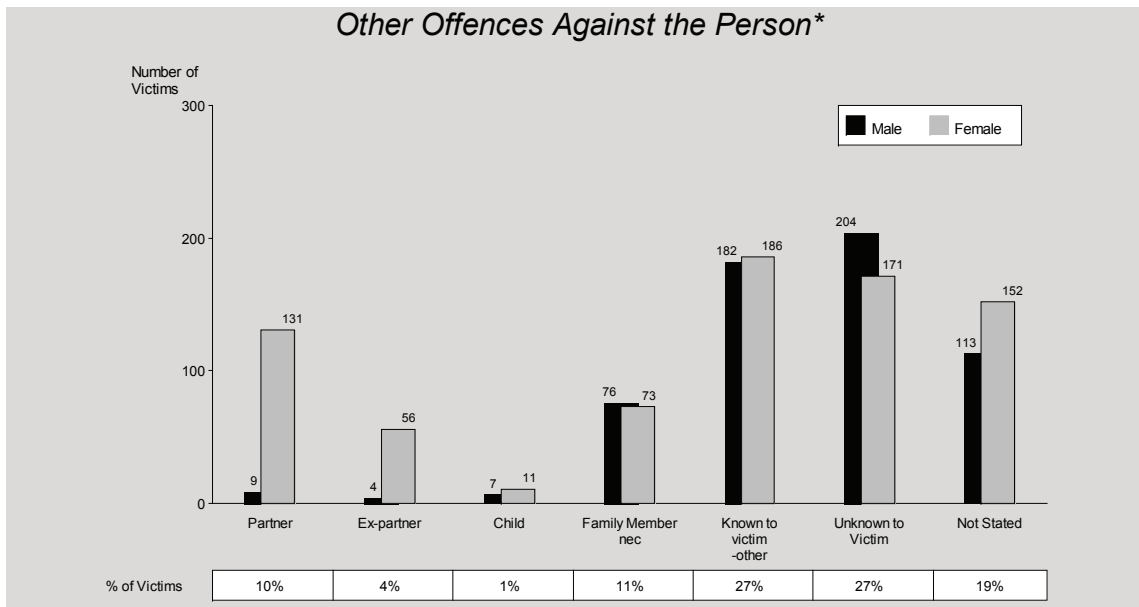
* Only those offences where the victim's age and sex were identified are included.

Note: Percentages have been rounded to the nearest whole number. Therefore, although the percentages are correct, they do not add to 100%.

Offender/Victim Relationships



For a large portion of victims of robbery offences (approximately 72%), the offender was not known to the victim. Robbery is unique in that very few offences are committed by persons known or related to the victim.



Of those relationships that were recorded for other offences against the person, in 27% of cases, the offender was not known to the victim. Twenty-seven percent involved offenders who were related to the victim, while 53% were known to the victim.

* Only those offenders whose age and sex were identified are included.

Note: Percentages have been rounded to the nearest whole number. Therefore, although the percentages are correct, they do not add to 100%.