



# Offenders

The tables and graphs in this section provide information on persons responsible for offences. It is important to note that Queensland Police Service offender statistics are based on offence counts and do not and can not refer to individuals. Rather, offender data refers to the number of offences cleared or solved through an action against an offender. As such, offender data does not equate to a unique offender count nor does it equate to the number of offences cleared. For example, an offender charged with motor vehicle theft, unlawful entry, assault and other theft (excl. unlawful entry) would be included four times in any offender breakdown by age and sex.

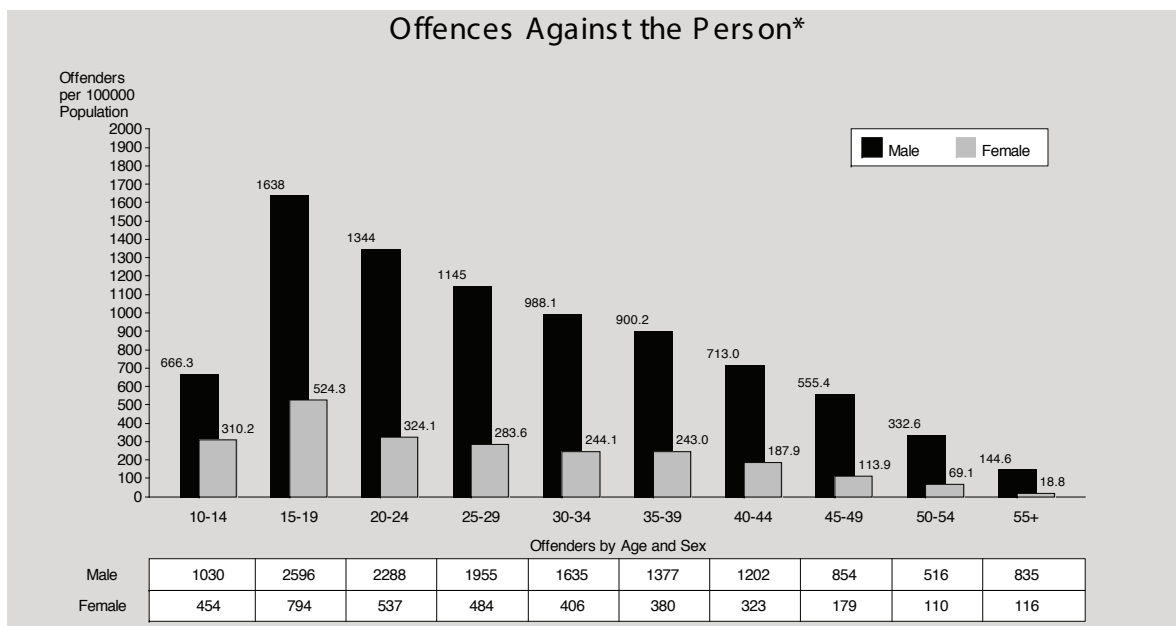
Only persons aged ten years and over are deemed to be offenders. Under Queensland law, children under ten are not held criminally responsible, although

they may be involved in the commission of an offence. Juvenile offenders are those aged between and including ten and sixteen years.

Offenders have not been included if their age or sex is not specified in Queensland Police Service records. Less than 1% of offenders have been excluded for this reason.

The Australian Bureau of Statistics' *Population by Age and Sex, Australian States and Territories, December 2014* (3201.0) was used to calculate the number of offenders per 100,000 persons.

The reference date used to generate offender statistics for the year under review is the date an action commenced. As such, offenders proceeded against for matters reported in previous periods will be included in the following tables and graphs.



\* Only those offenders whose age and sex were identified are included.

# Offenders:

## Queensland by Age and Sex – 2014/15\*

Offence	10-14		15		16		17		18		19	
	Male	Female	Male	Female	Male	Female	Male	Female	Male	Female	Male	Female
<b>Homicide (Murder)</b>	<b>0</b>	<b>0</b>	<b>0</b>	<b>0</b>	<b>0</b>	<b>0</b>	<b>0</b>	<b>0</b>	<b>1</b>	<b>0</b>	<b>2</b>	<b>0</b>
<b>Other Homicide</b>	<b>0</b>	<b>1</b>	<b>1</b>	<b>0</b>	<b>0</b>	<b>1</b>	<b>0</b>	<b>0</b>	<b>4</b>	<b>2</b>	<b>1</b>	<b>0</b>
Attempted Murder	0	0	1	0	0	0	0	0	1	1	1	0
Conspiracy to Murder	0	1	0	0	0	1	0	0	0	0	0	0
Manslaughter (excl. by driving)	0	0	0	0	0	0	0	0	0	0	0	0
Driving Causing Death	0	0	0	0	0	0	0	0	3	1	0	0
<b>Assault</b>	<b>580</b>	<b>353</b>	<b>285</b>	<b>171</b>	<b>364</b>	<b>128</b>	<b>308</b>	<b>124</b>	<b>268</b>	<b>109</b>	<b>337</b>	<b>103</b>
Grievous Assault	10	0	8	3	19	1	16	5	11	3	22	4
Serious Assault	215	175	112	85	158	82	154	54	131	48	157	56
Serious Assault (Other)	122	41	49	26	66	17	47	22	42	13	53	12
Common Assault	233	137	116	57	121	28	91	43	84	45	105	31
<b>Sexual Offences</b>	<b>276</b>	<b>38</b>	<b>94</b>	<b>13</b>	<b>94</b>	<b>5</b>	<b>98</b>	<b>2</b>	<b>91</b>	<b>4</b>	<b>92</b>	<b>3</b>
Rape and Attempted Rape	59	2	15	2	6	1	22	0	21	1	14	0
Other Sexual Offences	217	36	79	11	88	4	76	2	70	3	78	3
<b>Robbery</b>	<b>74</b>	<b>42</b>	<b>54</b>	<b>25</b>	<b>62</b>	<b>33</b>	<b>89</b>	<b>19</b>	<b>62</b>	<b>10</b>	<b>70</b>	<b>6</b>
Armed Robbery	40	11	31	4	35	12	53	0	46	3	52	1
Unarmed Robbery	34	31	23	21	27	21	36	19	16	7	18	5
<b>Other Offences Against the Person</b>	<b>100</b>	<b>20</b>	<b>51</b>	<b>4</b>	<b>41</b>	<b>9</b>	<b>46</b>	<b>6</b>	<b>42</b>	<b>10</b>	<b>39</b>	<b>7</b>
Kidnapping & Abduction etc.	3	2	3	1	6	2	8	1	4	1	10	1
Extortion	0	0	0	0	0	1	1	0	2	0	1	0
Stalking	11	6	3	1	4	2	3	1	3	1	5	1
Life Endangering Acts	86	12	45	2	31	4	34	4	33	8	23	5
<b>Offences Against the Person</b>	<b>1030</b>	<b>454</b>	<b>485</b>	<b>213</b>	<b>561</b>	<b>176</b>	<b>541</b>	<b>151</b>	<b>468</b>	<b>135</b>	<b>541</b>	<b>119</b>
<b>Unlawful Entry</b>	<b>1740</b>	<b>354</b>	<b>1001</b>	<b>116</b>	<b>837</b>	<b>108</b>	<b>831</b>	<b>69</b>	<b>567</b>	<b>35</b>	<b>459</b>	<b>39</b>
Unlawful Entry With Intent - Dwelling**	765	164	590	59	521	56	565	44	335	15	283	26
– Without Violence - Dwelling	763	156	582	56	508	50	546	38	309	12	263	24
– With Violence - Dwelling	2	8	8	3	13	6	19	6	26	3	20	2
Unlawful Entry With Intent - Shop	124	18	79	13	59	16	53	4	38	2	41	2
Unlawful Entry With Intent - Other	851	172	332	44	257	36	213	21	194	18	135	11
<b>Arson</b>	<b>62</b>	<b>16</b>	<b>25</b>	<b>4</b>	<b>21</b>	<b>2</b>	<b>15</b>	<b>3</b>	<b>16</b>	<b>2</b>	<b>12</b>	<b>1</b>
<b>Other Property Damage</b>	<b>1622</b>	<b>445</b>	<b>699</b>	<b>179</b>	<b>646</b>	<b>142</b>	<b>506</b>	<b>105</b>	<b>435</b>	<b>62</b>	<b>488</b>	<b>64</b>
<b>Unlawful Use of Motor Vehicle#</b>	<b>483</b>	<b>106</b>	<b>425</b>	<b>95</b>	<b>454</b>	<b>99</b>	<b>409</b>	<b>62</b>	<b>253</b>	<b>32</b>	<b>213</b>	<b>47</b>
<b>Other Theft (excl. Unlawful Entry)</b>	<b>2391</b>	<b>1202</b>	<b>1118</b>	<b>622</b>	<b>1094</b>	<b>587</b>	<b>1155</b>	<b>412</b>	<b>918</b>	<b>311</b>	<b>928</b>	<b>333</b>
Stealing from Dwellings	174	36	61	26	76	19	78	18	46	12	49	14
Shop Stealing	878	899	405	451	353	406	347	307	285	191	273	195
Vehicles (steal from/enter with intent)	579	102	301	39	322	34	461	28	313	26	314	24
Other Stealing	760	165	351	106	343	128	269	59	274	82	292	100
<b>Fraud</b>	<b>274</b>	<b>144</b>	<b>160</b>	<b>67</b>	<b>256</b>	<b>124</b>	<b>221</b>	<b>48</b>	<b>271</b>	<b>162</b>	<b>286</b>	<b>126</b>
Fraud by Computer	2	1	2	0	5	0	4	0	2	2	14	7
Fraud by Cheque	0	0	0	1	0	1	1	2	2	0	4	0
Fraud by Credit Card	260	138	137	60	225	105	174	28	177	118	181	68
Identity Fraud	1	0	0	0	1	3	1	0	3	1	0	0
Other Fraud	11	5	21	6	25	15	41	18	87	41	87	51
<b>Handling Stolen Goods</b>	<b>276</b>	<b>105</b>	<b>169</b>	<b>59</b>	<b>183</b>	<b>45</b>	<b>170</b>	<b>37</b>	<b>139</b>	<b>48</b>	<b>149</b>	<b>44</b>
Possess Property Suspected Stolen	142	68	79	30	86	17	75	16	50	16	63	13
Receiving Stolen Property	28	10	14	8	24	6	21	5	12	8	14	7
Possess etc. Tainted Property	106	27	75	21	72	22	72	16	76	23	71	23
Other Handling Stolen Goods	0	0	1	0	1	0	2	0	1	1	1	1
<b>Offences Against Property</b>	<b>6848</b>	<b>2372</b>	<b>3597</b>	<b>1142</b>	<b>3491</b>	<b>1107</b>	<b>3307</b>	<b>736</b>	<b>2599</b>	<b>652</b>	<b>2535</b>	<b>654</b>
<b>Drug Offences</b>	<b>807</b>	<b>227</b>	<b>943</b>	<b>271</b>	<b>1375</b>	<b>358</b>	<b>2286</b>	<b>594</b>	<b>2656</b>	<b>811</b>	<b>2979</b>	<b>793</b>
<b>Prostitution Offences</b>	<b>0</b>	<b>0</b>	<b>0</b>	<b>0</b>	<b>0</b>	<b>0</b>	<b>0</b>	<b>0</b>	<b>0</b>	<b>1</b>	<b>0</b>	<b>0</b>
<b>Liquor (excl. Drunkenness)</b>	<b>19</b>	<b>12</b>	<b>31</b>	<b>19</b>	<b>76</b>	<b>40</b>	<b>114</b>	<b>50</b>	<b>186</b>	<b>51</b>	<b>221</b>	<b>64</b>
<b>Breach Domestic Violence Protection Order</b>	<b>1</b>	<b>3</b>	<b>12</b>	<b>1</b>	<b>39</b>	<b>4</b>	<b>76</b>	<b>9</b>	<b>212</b>	<b>62</b>	<b>291</b>	<b>61</b>
<b>Trespassing and Vagrancy</b>	<b>814</b>	<b>259</b>	<b>376</b>	<b>133</b>	<b>315</b>	<b>107</b>	<b>308</b>	<b>69</b>	<b>195</b>	<b>33</b>	<b>169</b>	<b>33</b>
<b>Weapons Act Offences</b>	<b>164</b>	<b>20</b>	<b>97</b>	<b>8</b>	<b>130</b>	<b>21</b>	<b>161</b>	<b>20</b>	<b>136</b>	<b>21</b>	<b>175</b>	<b>31</b>
<b>Good Order Offences</b>	<b>777</b>	<b>424</b>	<b>584</b>	<b>322</b>	<b>843</b>	<b>315</b>	<b>1653</b>	<b>462</b>	<b>2422</b>	<b>634</b>	<b>2509</b>	<b>525</b>
<b>Stock Related Offences</b>	<b>0</b>	<b>0</b>	<b>0</b>	<b>0</b>	<b>0</b>	<b>0</b>	<b>1</b>	<b>0</b>	<b>0</b>	<b>4</b>	<b>1</b>	<b>2</b>
<b>Traffic and Related Offences</b>	<b>23</b>	<b>5</b>	<b>23</b>	<b>11</b>	<b>78</b>	<b>17</b>	<b>303</b>	<b>52</b>	<b>686</b>	<b>160</b>	<b>908</b>	<b>261</b>
<b>Miscellaneous Offences</b>	<b>284</b>	<b>375</b>	<b>152</b>	<b>126</b>	<b>95</b>	<b>52</b>	<b>57</b>	<b>7</b>	<b>52</b>	<b>8</b>	<b>68</b>	<b>3</b>
<b>Other Offences</b>	<b>2889</b>	<b>1325</b>	<b>2218</b>	<b>891</b>	<b>2951</b>	<b>914</b>	<b>4959</b>	<b>1263</b>	<b>6545</b>	<b>1785</b>	<b>7321</b>	<b>1773</b>

\*\* Community By-Law offences cannot be separated into offences with and without violence. As such, sub-categories may not add to the total.

# This category includes attempted offences.

\* Only those offenders whose age and sex were identified are included.

# Offenders:

## Queensland by Age and Sex – 2014/15\*

Offence	20-24		25-29		30-39		40-49		50-59		60+	
	Male	Female	Male	Female	Male	Female	Male	Female	Male	Female	Male	Female
<b>Homicide (Murder)</b>	<b>9</b>	<b>1</b>	<b>7</b>	<b>0</b>	<b>16</b>	<b>6</b>	<b>9</b>	<b>1</b>	<b>5</b>	<b>1</b>	<b>3</b>	<b>0</b>
<b>Other Homicide</b>	<b>13</b>	<b>1</b>	<b>11</b>	<b>0</b>	<b>16</b>	<b>2</b>	<b>14</b>	<b>3</b>	<b>6</b>	<b>2</b>	<b>4</b>	<b>0</b>
Attempted Murder	7	1	7	0	12	1	9	1	6	2	2	0
Conspiracy to Murder	0	0	0	0	0	0	0	0	0	0	0	0
Manslaughter (excl. by driving)	2	0	1	0	1	1	1	0	0	0	0	0
Driving Causing Death	4	0	3	0	3	0	4	2	0	0	2	0
<b>Assault</b>	<b>1675</b>	<b>458</b>	<b>1363</b>	<b>416</b>	<b>2068</b>	<b>667</b>	<b>1294</b>	<b>414</b>	<b>439</b>	<b>151</b>	<b>223</b>	<b>39</b>
Grievous Assault	110	24	89	23	93	24	64	24	20	2	16	1
Serious Assault	859	195	719	185	1065	279	584	154	205	48	73	15
Serious Assault (Other)	233	73	151	54	290	90	205	62	67	24	43	7
Common Assault	473	166	404	154	620	274	441	174	147	77	91	16
<b>Sexual Offences</b>	<b>220</b>	<b>13</b>	<b>204</b>	<b>17</b>	<b>375</b>	<b>21</b>	<b>446</b>	<b>4</b>	<b>262</b>	<b>0</b>	<b>265</b>	<b>5</b>
Rape and Attempted Rape	61	3	66	4	108	4	133	2	61	0	52	0
Other Sexual Offences	159	10	138	13	267	17	313	2	201	0	213	5
<b>Robbery</b>	<b>171</b>	<b>30</b>	<b>144</b>	<b>16</b>	<b>143</b>	<b>17</b>	<b>32</b>	<b>7</b>	<b>11</b>	<b>1</b>	<b>0</b>	<b>0</b>
Armed Robbery	102	14	86	7	80	9	15	3	6	0	0	0
Unarmed Robbery	69	16	58	9	63	8	17	4	5	1	0	0
<b>Other Offences Against the Person</b>	<b>201</b>	<b>34</b>	<b>227</b>	<b>35</b>	<b>395</b>	<b>73</b>	<b>261</b>	<b>73</b>	<b>89</b>	<b>18</b>	<b>44</b>	<b>9</b>
Kidnapping & Abduction etc.	20	9	46	2	56	5	32	4	7	0	6	0
Extortion	3	1	9	0	15	0	11	2	3	0	0	0
Stalking	19	3	32	4	73	11	64	17	32	7	14	3
Life Endangering Acts	159	21	140	29	251	57	154	50	47	11	24	6
<b>Offences Against the Person</b>	<b>2289</b>	<b>537</b>	<b>1956</b>	<b>484</b>	<b>3013</b>	<b>786</b>	<b>2056</b>	<b>502</b>	<b>812</b>	<b>173</b>	<b>539</b>	<b>53</b>
<b>Unlawful Entry</b>	<b>1245</b>	<b>174</b>	<b>1042</b>	<b>151</b>	<b>1887</b>	<b>264</b>	<b>695</b>	<b>90</b>	<b>165</b>	<b>92</b>	<b>18</b>	<b>6</b>
Unlawful Entry With Intent - Dwelling**	666	125	567	84	958	194	379	58	107	88	8	6
– Without Violence - Dwelling	594	112	494	76	880	176	330	43	85	86	5	5
– With Violence - Dwelling	72	13	73	8	78	18	49	15	22	2	3	1
Unlawful Entry With Intent - Shop	129	15	117	11	225	6	60	5	6	1	1	0
Unlawful Entry With Intent - Other	450	34	358	56	704	64	256	27	52	3	9	0
<b>Arson</b>	<b>33</b>	<b>2</b>	<b>30</b>	<b>4</b>	<b>39</b>	<b>6</b>	<b>24</b>	<b>6</b>	<b>9</b>	<b>4</b>	<b>6</b>	<b>0</b>
<b>Other Property Damage</b>	<b>1431</b>	<b>239</b>	<b>971</b>	<b>188</b>	<b>1351</b>	<b>268</b>	<b>598</b>	<b>156</b>	<b>164</b>	<b>43</b>	<b>84</b>	<b>18</b>
<b>Unlawful Use of Motor Vehicle#</b>	<b>645</b>	<b>159</b>	<b>546</b>	<b>120</b>	<b>671</b>	<b>159</b>	<b>223</b>	<b>36</b>	<b>50</b>	<b>8</b>	<b>6</b>	<b>0</b>
<b>Other Theft (excl. Unlawful Entry)</b>	<b>2905</b>	<b>1479</b>	<b>2886</b>	<b>1367</b>	<b>4523</b>	<b>2426</b>	<b>1852</b>	<b>1133</b>	<b>534</b>	<b>383</b>	<b>295</b>	<b>233</b>
Stealing from Dwellings	138	59	108	42	179	86	60	50	16	17	10	5
Shop Stealing	995	879	985	770	1749	1513	797	760	247	290	190	182
Vehicles (steal from/enter with intent)	571	102	465	62	645	114	252	36	46	4	18	0
Other Stealing	1201	439	1328	493	1950	713	743	287	225	72	77	46
<b>Fraud</b>	<b>1054</b>	<b>595</b>	<b>1092</b>	<b>637</b>	<b>1929</b>	<b>1054</b>	<b>763</b>	<b>473</b>	<b>246</b>	<b>96</b>	<b>102</b>	<b>41</b>
Fraud by Computer	22	18	43	16	18	19	14	15	9	1	0	0
Fraud by Cheque	25	4	35	10	30	27	15	10	15	17	2	7
Fraud by Credit Card	521	327	490	324	892	560	301	204	48	5	21	1
Identity Fraud	28	13	16	6	44	39	35	6	8	2	11	1
Other Fraud	458	233	508	281	945	409	398	238	166	71	68	32
<b>Handling Stolen Goods</b>	<b>559</b>	<b>208</b>	<b>480</b>	<b>192</b>	<b>872</b>	<b>349</b>	<b>367</b>	<b>141</b>	<b>100</b>	<b>39</b>	<b>32</b>	<b>12</b>
Possess Property Suspected Stolen	210	66	174	59	360	149	138	49	35	10	7	5
Receiving Stolen Property	49	17	48	17	68	33	37	14	6	7	9	0
Possess etc. Tainted Property	293	123	254	114	435	165	184	78	57	22	16	7
Other Handling Stolen Goods	7	2	4	2	9	2	8	0	2	0	0	0
<b>Offences Against Property</b>	<b>7872</b>	<b>2856</b>	<b>7047</b>	<b>2659</b>	<b>11272</b>	<b>4526</b>	<b>4522</b>	<b>2035</b>	<b>1268</b>	<b>665</b>	<b>543</b>	<b>310</b>
<b>Drug Offences</b>	<b>11799</b>	<b>3682</b>	<b>9055</b>	<b>2932</b>	<b>13724</b>	<b>4740</b>	<b>7148</b>	<b>2717</b>	<b>2536</b>	<b>835</b>	<b>529</b>	<b>139</b>
<b>Prostitution Offences</b>	<b>2</b>	<b>26</b>	<b>4</b>	<b>5</b>	<b>8</b>	<b>15</b>	<b>2</b>	<b>29</b>	<b>1</b>	<b>6</b>	<b>1</b>	<b>0</b>
<b>Liquor (excl. Drunkenness)</b>	<b>1091</b>	<b>322</b>	<b>782</b>	<b>236</b>	<b>1139</b>	<b>459</b>	<b>827</b>	<b>324</b>	<b>379</b>	<b>136</b>	<b>105</b>	<b>17</b>
<b>Breach Domestic Violence Protection Order</b>	<b>2136</b>	<b>380</b>	<b>2431</b>	<b>377</b>	<b>4682</b>	<b>634</b>	<b>2848</b>	<b>451</b>	<b>675</b>	<b>134</b>	<b>158</b>	<b>14</b>
<b>Trespassing and Vagrancy</b>	<b>517</b>	<b>102</b>	<b>398</b>	<b>67</b>	<b>623</b>	<b>168</b>	<b>309</b>	<b>86</b>	<b>134</b>	<b>28</b>	<b>41</b>	<b>7</b>
<b>Weapons Act Offences</b>	<b>917</b>	<b>150</b>	<b>850</b>	<b>140</b>	<b>1183</b>	<b>155</b>	<b>674</b>	<b>95</b>	<b>254</b>	<b>24</b>	<b>151</b>	<b>10</b>
<b>Good Order Offences</b>	<b>11247</b>	<b>2447</b>	<b>7594</b>	<b>1877</b>	<b>9066</b>	<b>2822</b>	<b>4588</b>	<b>1622</b>	<b>1497</b>	<b>528</b>	<b>427</b>	<b>71</b>
<b>Stock Related Offences</b>	<b>4</b>	<b>4</b>	<b>24</b>	<b>5</b>	<b>62</b>	<b>11</b>	<b>123</b>	<b>20</b>	<b>115</b>	<b>19</b>	<b>122</b>	<b>16</b>
<b>Traffic and Related Offences</b>	<b>5959</b>	<b>1442</b>	<b>5502</b>	<b>1410</b>	<b>8361</b>	<b>2242</b>	<b>4954</b>	<b>1585</b>	<b>2310</b>	<b>707</b>	<b>1076</b>	<b>214</b>
<b>Miscellaneous Offences</b>	<b>266</b>	<b>13</b>	<b>227</b>	<b>23</b>	<b>363</b>	<b>45</b>	<b>363</b>	<b>28</b>	<b>165</b>	<b>18</b>	<b>140</b>	<b>35</b>
<b>Other Offences</b>	<b>33938</b>	<b>8568</b>	<b>26867</b>	<b>7072</b>	<b>39211</b>	<b>11291</b>	<b>21836</b>	<b>6957</b>	<b>8066</b>	<b>2435</b>	<b>2750</b>	<b>523</b>

\*\* Community By-Law offences cannot be separated into offences with and without violence. As such, sub-categories may not add to the total.

# This category includes attempted offences.

\* Only those offenders whose age and sex were identified are included.

# Offenders:

## Indigenous Queensland by Type of Action^ by Age – 2014/15\*

Offence	Arrest		Caution		Community Conference		Notice to Appear		Summons		Warrant		Other	
	Juvenile	Adult	Juvenile	Adult	Juvenile	Adult	Juvenile	Adult	Juvenile	Adult	Juvenile	Adult	Juvenile	Adult
<b>Homicide (Murder)</b>	<b>0</b>	<b>10</b>	<b>0</b>	<b>0</b>	<b>0</b>	<b>0</b>	<b>0</b>	<b>0</b>	<b>0</b>	<b>0</b>	<b>0</b>	<b>0</b>	<b>0</b>	<b>0</b>
<b>Other Homicide</b>	<b>0</b>	<b>8</b>	<b>0</b>	<b>0</b>	<b>0</b>	<b>0</b>	<b>0</b>	<b>2</b>	<b>0</b>	<b>0</b>	<b>0</b>	<b>0</b>	<b>0</b>	<b>0</b>
Attempted Murder	0	6	0	0	0	0	0	1	0	0	0	0	0	0
Conspiracy to Murder	0	0	0	0	0	0	0	0	0	0	0	0	0	0
Manslaughter (excl. by driving)	0	1	0	0	0	0	0	0	0	0	0	0	0	0
Driving Causing Death	0	1	0	0	0	0	0	1	0	0	0	0	0	0
<b>Assault</b>	<b>327</b>	<b>1924</b>	<b>205</b>	<b>6</b>	<b>24</b>	<b>1</b>	<b>164</b>	<b>805</b>	<b>0</b>	<b>2</b>	<b>8</b>	<b>48</b>	<b>29</b>	<b>246</b>
Grievous Assault	11	132	3	0	1	0	1	23	0	1	0	4	3	20
Serious Assault	121	876	106	3	13	1	64	416	0	1	5	27	8	115
Serious Assault (Other)	99	373	18	0	4	0	23	83	0	0	0	4	8	16
Common Assault	96	543	78	3	6	0	76	283	0	0	3	13	10	95
<b>Sexual Offences</b>	<b>31</b>	<b>206</b>	<b>46</b>	<b>5</b>	<b>6</b>	<b>1</b>	<b>4</b>	<b>39</b>	<b>0</b>	<b>0</b>	<b>1</b>	<b>10</b>	<b>37</b>	<b>62</b>
Rape and Attempted Rape	12	59	8	0	1	0	0	11	0	0	1	5	3	7
Other Sexual Offences	19	147	38	5	5	1	4	28	0	0	0	5	34	55
<b>Robbery</b>	<b>88</b>	<b>167</b>	<b>6</b>	<b>1</b>	<b>3</b>	<b>0</b>	<b>11</b>	<b>20</b>	<b>0</b>	<b>0</b>	<b>3</b>	<b>16</b>	<b>2</b>	<b>2</b>
Armed Robbery	45	92	1	0	1	0	5	9	0	0	0	11	1	1
Unarmed Robbery	43	75	5	1	2	0	6	11	0	0	3	5	1	1
<b>Other Offences Against the Person</b>	<b>19</b>	<b>208</b>	<b>25</b>	<b>1</b>	<b>0</b>	<b>0</b>	<b>14</b>	<b>50</b>	<b>0</b>	<b>1</b>	<b>0</b>	<b>7</b>	<b>1</b>	<b>22</b>
Kidnapping & Abduction etc.	2	25	3	0	0	0	0	7	0	0	0	3	0	0
Extortion	0	2	0	0	0	0	0	0	0	0	0	0	0	0
Stalking	1	26	2	0	0	0	0	0	0	0	0	0	0	3
Life Endangering Acts	16	155	20	1	0	0	14	43	0	1	0	4	1	19
<b>Offences Against the Person</b>	<b>465</b>	<b>2523</b>	<b>282</b>	<b>13</b>	<b>33</b>	<b>2</b>	<b>193</b>	<b>916</b>	<b>0</b>	<b>3</b>	<b>12</b>	<b>81</b>	<b>69</b>	<b>332</b>
<b>Unlawful Entry</b>	<b>1474</b>	<b>1662</b>	<b>438</b>	<b>7</b>	<b>105</b>	<b>1</b>	<b>366</b>	<b>584</b>	<b>0</b>	<b>0</b>	<b>17</b>	<b>119</b>	<b>40</b>	<b>85</b>
Unlawful Entry With Intent - Dwelling**	788	1062	127	3	24	1	188	345	0	0	15	66	32	60
– Without Violence - Dwelling	768	982	127	3	23	1	187	328	0	0	15	59	32	60
– With Violence - Dwelling	20	80	0	0	1	0	1	17	0	0	0	7	0	0
Unlawful Entry With Intent - Shop	126	143	41	0	10	0	30	69	0	0	1	13	2	3
Unlawful Entry With Intent - Other	560	457	270	4	71	0	148	170	0	0	1	40	6	22
<b>Arson</b>	<b>12</b>	<b>21</b>	<b>16</b>	<b>0</b>	<b>9</b>	<b>0</b>	<b>10</b>	<b>8</b>	<b>0</b>	<b>0</b>	<b>0</b>	<b>2</b>	<b>2</b>	<b>0</b>
<b>Other Property Damage</b>	<b>669</b>	<b>987</b>	<b>439</b>	<b>8</b>	<b>88</b>	<b>1</b>	<b>399</b>	<b>715</b>	<b>3</b>	<b>0</b>	<b>3</b>	<b>35</b>	<b>22</b>	<b>96</b>
<b>Unlawful Use of Motor Vehicle*</b>	<b>739</b>	<b>730</b>	<b>102</b>	<b>4</b>	<b>22</b>	<b>0</b>	<b>129</b>	<b>248</b>	<b>0</b>	<b>0</b>	<b>12</b>	<b>40</b>	<b>6</b>	<b>19</b>
<b>Other Theft (excl. Unlawful Entry)</b>	<b>1251</b>	<b>1743</b>	<b>656</b>	<b>15</b>	<b>107</b>	<b>0</b>	<b>712</b>	<b>1897</b>	<b>1</b>	<b>3</b>	<b>19</b>	<b>133</b>	<b>56</b>	<b>127</b>
Stealing from Dwellings	69	112	37	0	11	0	29	61	0	0	1	6	2	26
Shop Stealing	340	611	271	2	28	0	414	1024	0	0	5	37	15	20
Vehicles (steal from/enter with intent)	422	494	177	2	19	0	95	219	1	0	10	40	23	34
Other Stealing	420	526	171	11	49	0	174	593	0	3	3	50	16	47
<b>Fraud</b>	<b>102</b>	<b>510</b>	<b>69</b>	<b>3</b>	<b>53</b>	<b>0</b>	<b>95</b>	<b>648</b>	<b>0</b>	<b>0</b>	<b>9</b>	<b>101</b>	<b>0</b>	<b>38</b>
Fraud by Computer	0	2	2	0	0	0	0	10	0	0	0	0	0	0
Fraud by Cheque	0	4	0	0	0	0	2	6	0	0	0	5	0	2
Fraud by Credit Card	98	396	60	3	52	0	90	398	0	0	9	77	0	29
Identity Fraud	0	3	0	0	0	0	0	0	0	0	0	0	0	0
Other Fraud	4	105	7	0	1	0	3	234	0	0	0	19	0	7
<b>Handling Stolen Goods</b>	<b>194</b>	<b>304</b>	<b>68</b>	<b>3</b>	<b>9</b>	<b>0</b>	<b>172</b>	<b>378</b>	<b>0</b>	<b>0</b>	<b>0</b>	<b>8</b>	<b>3</b>	<b>12</b>
Possess Property Suspected Stolen	119	130	30	1	3	0	99	156	0	0	0	1	2	8
Receiving Stolen Property	13	37	11	2	2	0	15	50	0	0	0	2	1	0
Possess etc. Tainted Property	61	132	27	0	4	0	58	169	0	0	0	5	0	3
Other Handling Stolen Goods	1	5	0	0	0	0	0	3	0	0	0	0	0	1
<b>Offences Against Property</b>	<b>4441</b>	<b>5957</b>	<b>1788</b>	<b>40</b>	<b>393</b>	<b>2</b>	<b>1883</b>	<b>4478</b>	<b>4</b>	<b>3</b>	<b>60</b>	<b>438</b>	<b>129</b>	<b>377</b>
<b>Drug Offences</b>	<b>174</b>	<b>1987</b>	<b>170</b>	<b>21</b>	<b>14</b>	<b>1</b>	<b>147</b>	<b>4433</b>	<b>0</b>	<b>0</b>	<b>1</b>	<b>16</b>	<b>195</b>	<b>1148</b>
<b>Prostitution Offences</b>	<b>0</b>	<b>2</b>	<b>0</b>	<b>0</b>	<b>0</b>	<b>0</b>	<b>0</b>	<b>1</b>	<b>0</b>	<b>0</b>	<b>0</b>	<b>0</b>	<b>0</b>	<b>0</b>
<b>Liquor (excl. Drunkenness)</b>	<b>20</b>	<b>612</b>	<b>5</b>	<b>3</b>	<b>1</b>	<b>0</b>	<b>35</b>	<b>2707</b>	<b>0</b>	<b>13</b>	<b>0</b>	<b>3</b>	<b>2</b>	<b>63</b>
<b>Breach Domestic Violence Protection Order</b>	<b>17</b>	<b>2652</b>	<b>4</b>	<b>4</b>	<b>0</b>	<b>0</b>	<b>6</b>	<b>1070</b>	<b>0</b>	<b>4</b>	<b>0</b>	<b>36</b>	<b>4</b>	<b>1140</b>
<b>Trespassing and Vagrancy</b>	<b>370</b>	<b>435</b>	<b>197</b>	<b>8</b>	<b>27</b>	<b>0</b>	<b>322</b>	<b>352</b>	<b>0</b>	<b>0</b>	<b>0</b>	<b>3</b>	<b>8</b>	<b>21</b>
<b>Weapons Act Offences</b>	<b>39</b>	<b>281</b>	<b>30</b>	<b>3</b>	<b>0</b>	<b>0</b>	<b>37</b>	<b>307</b>	<b>0</b>	<b>0</b>	<b>0</b>	<b>2</b>	<b>3</b>	<b>6</b>
<b>Good Order Offences</b>	<b>643</b>	<b>6330</b>	<b>160</b>	<b>4</b>	<b>24</b>	<b>1</b>	<b>451</b>	<b>3800</b>	<b>2</b>	<b>8</b>	<b>5</b>	<b>62</b>	<b>26</b>	<b>2148</b>
<b>Stock Related Offences</b>	<b>0</b>	<b>0</b>	<b>0</b>	<b>2</b>	<b>0</b>	<b>0</b>	<b>0</b>	<b>1</b>	<b>0</b>	<b>0</b>	<b>0</b>	<b>0</b>	<b>0</b>	<b>1</b>
<b>Traffic and Related Offences</b>	<b>33</b>	<b>855</b>	<b>3</b>	<b>0</b>	<b>2</b>	<b>0</b>	<b>21</b>	<b>2948</b>	<b>0</b>	<b>0</b>	<b>0</b>	<b>17</b>	<b>0</b>	<b>26</b>
<b>Miscellaneous Offences</b>	<b>37</b>	<b>138</b>	<b>44</b>	<b>5</b>	<b>5</b>	<b>0</b>	<b>15</b>	<b>132</b>	<b>0</b>	<b>0</b>	<b>0</b>	<b>10</b>	<b>6</b>	<b>25</b>
<b>Other Offences</b>	<b>1333</b>	<b>13292</b>	<b>613</b>	<b>50</b>	<b>73</b>	<b>2</b>	<b>1034</b>	<b>15751</b>	<b>2</b>	<b>25</b>	<b>6</b>	<b>149</b>	<b>244</b>	<b>4578</b>

\*\* Community By-Law offences cannot be separated into offences with and without violence. As such, sub-categories may not add to the total.

# This category includes attempted offences.

^ See Glossary for definitions and inclusions (page 165).

\* Only those offenders whose age and sex were identified are included.

# Offenders:

## Non-Indigenous Queensland by Type of Action^ by Age – 2014/15\*

Offence	Arrest		Caution		Community Conference		Notice to Appear		Summons		Warrant		Other	
	Juvenile	Adult	Juvenile	Adult	Juvenile	Adult	Juvenile	Adult	Juvenile	Adult	Juvenile	Adult	Juvenile	Adult
<b>Homicide (Murder)</b>	<b>0</b>	<b>46</b>	<b>0</b>	<b>0</b>	<b>0</b>	<b>0</b>	<b>0</b>	<b>0</b>	<b>0</b>	<b>2</b>	<b>0</b>	<b>0</b>	<b>0</b>	<b>1</b>
<b>Other Homicide</b>	<b>3</b>	<b>55</b>	<b>0</b>	<b>0</b>	<b>0</b>	<b>0</b>	<b>0</b>	<b>10</b>	<b>0</b>	<b>0</b>	<b>0</b>	<b>1</b>	<b>0</b>	<b>0</b>
Attempted Murder	1	40	0	0	0	0	0	2	0	0	0	1	0	0
Conspiracy to Murder	2	0	0	0	0	0	0	0	0	0	0	0	0	0
Manslaughter (excl. by driving)	0	5	0	0	0	0	0	0	0	0	0	0	0	0
Driving Causing Death	0	10	0	0	0	0	0	8	0	0	0	0	0	0
<b>Assault</b>	<b>364</b>	<b>4121</b>	<b>375</b>	<b>25</b>	<b>90</b>	<b>5</b>	<b>210</b>	<b>2227</b>	<b>2</b>	<b>7</b>	<b>6</b>	<b>166</b>	<b>48</b>	<b>760</b>
Grievous Assault	13	286	3	0	4	0	1	31	0	0	0	17	1	27
Serious Assault	134	1798	208	10	48	3	81	1194	1	4	4	103	19	368
Serious Assault (Other)	74	701	37	3	11	0	35	243	1	1	0	15	8	41
Common Assault	143	1336	127	12	27	2	93	759	0	2	2	31	20	324
<b>Sexual Offences</b>	<b>48</b>	<b>1216</b>	<b>148</b>	<b>12</b>	<b>66</b>	<b>3</b>	<b>14</b>	<b>177</b>	<b>0</b>	<b>0</b>	<b>0</b>	<b>54</b>	<b>99</b>	<b>275</b>
Rape and Attempted Rape	13	352	5	0	19	1	4	26	0	0	0	15	13	57
Other Sexual Offences	35	864	143	12	47	2	10	151	0	0	0	39	86	218
<b>Robbery</b>	<b>127</b>	<b>513</b>	<b>4</b>	<b>0</b>	<b>10</b>	<b>0</b>	<b>13</b>	<b>42</b>	<b>1</b>	<b>0</b>	<b>11</b>	<b>46</b>	<b>5</b>	<b>14</b>
Armed Robbery	61	299	3	0	5	0	2	22	1	0	1	30	4	9
Unarmed Robbery	66	214	1	0	5	0	11	20	0	0	10	16	1	5
<b>Other Offences Against the Person</b>	<b>51</b>	<b>830</b>	<b>81</b>	<b>5</b>	<b>18</b>	<b>1</b>	<b>12</b>	<b>332</b>	<b>0</b>	<b>2</b>	<b>2</b>	<b>42</b>	<b>1</b>	<b>96</b>
Kidnapping & Abduction etc.	7	149	2	0	1	1	0	12	0	0	2	8	0	5
Extortion	1	34	0	0	0	0	0	8	0	0	0	3	0	1
Stalking	9	205	14	1	1	0	0	26	0	1	0	12	0	17
Life Endangering Acts	34	442	65	4	16	0	12	286	0	1	0	19	1	73
<b>Offences Against the Person</b>	<b>593</b>	<b>6781</b>	<b>608</b>	<b>42</b>	<b>184</b>	<b>9</b>	<b>249</b>	<b>2788</b>	<b>3</b>	<b>11</b>	<b>19</b>	<b>309</b>	<b>153</b>	<b>1146</b>
<b>Unlawful Entry</b>	<b>818</b>	<b>3311</b>	<b>468</b>	<b>63</b>	<b>101</b>	<b>3</b>	<b>243</b>	<b>1424</b>	<b>0</b>	<b>0</b>	<b>28</b>	<b>322</b>	<b>29</b>	<b>204</b>
Unlawful Entry With Intent - Dwelling**	540	1818	192	44	33	2	170	787	0	0	28	184	14	118
– Without Violence - Dwelling	527	1560	190	44	33	2	170	747	0	0	25	168	14	115
– With Violence - Dwelling	13	258	2	0	0	0	0	40	0	0	3	16	0	3
Unlawful Entry With Intent - Shop	52	357	25	3	6	0	11	93	0	0	0	18	0	9
Unlawful Entry With Intent - Other	226	1136	251	16	62	1	62	544	0	0	0	120	15	77
<b>Arson</b>	<b>16</b>	<b>137</b>	<b>33</b>	<b>1</b>	<b>23</b>	<b>0</b>	<b>3</b>	<b>27</b>	<b>0</b>	<b>0</b>	<b>0</b>	<b>5</b>	<b>2</b>	<b>9</b>
<b>Other Property Damage</b>	<b>541</b>	<b>2592</b>	<b>821</b>	<b>47</b>	<b>223</b>	<b>2</b>	<b>428</b>	<b>2315</b>	<b>0</b>	<b>1</b>	<b>11</b>	<b>109</b>	<b>36</b>	<b>209</b>
<b>Unlawful Use of Motor Vehicle#</b>	<b>389</b>	<b>1538</b>	<b>94</b>	<b>15</b>	<b>24</b>	<b>2</b>	<b>121</b>	<b>726</b>	<b>0</b>	<b>0</b>	<b>16</b>	<b>214</b>	<b>5</b>	<b>79</b>
<b>Other Theft (excl. Unlawful Entry)</b>	<b>975</b>	<b>6490</b>	<b>1791</b>	<b>139</b>	<b>216</b>	<b>6</b>	<b>1082</b>	<b>12057</b>	<b>1</b>	<b>7</b>	<b>26</b>	<b>771</b>	<b>44</b>	<b>451</b>
Stealing from Dwellings	76	307	110	3	18	2	27	328	0	1	0	56	7	78
Shop Stealing	306	2127	1149	36	81	3	722	6742	0	2	4	162	6	80
Vehicles (steal from/enter with intent)	280	1491	182	74	44	1	91	915	0	0	13	125	15	72
Other Stealing	313	2565	350	26	73	0	242	4072	1	4	9	428	16	221
<b>Fraud</b>	<b>205</b>	<b>3215</b>	<b>243</b>	<b>7</b>	<b>71</b>	<b>7</b>	<b>169</b>	<b>3838</b>	<b>0</b>	<b>7</b>	<b>3</b>	<b>498</b>	<b>0</b>	<b>212</b>
Fraud by Computer	2	58	4	0	1	0	0	94	0	0	0	23	0	13
Fraud by Cheque	0	59	0	0	0	0	0	86	0	0	0	26	0	16
Fraud by Credit Card	185	1758	203	5	62	6	162	1476	0	0	3	206	0	68
Identity Fraud	1	97	4	1	0	0	0	98	0	0	0	4	0	8
Other Fraud	17	1243	32	1	8	1	7	2084	0	7	0	239	0	107
<b>Handling Stolen Goods</b>	<b>120</b>	<b>1304</b>	<b>129</b>	<b>5</b>	<b>11</b>	<b>0</b>	<b>122</b>	<b>1805</b>	<b>0</b>	<b>1</b>	<b>1</b>	<b>57</b>	<b>4</b>	<b>34</b>
Possess Property Suspected Stolen	53	450	47	4	5	0	59	706	0	1	1	12	3	12
Receiving Stolen Property	15	111	18	0	1	0	14	164	0	0	0	5	0	0
Possess etc. Tainted Property	51	729	64	1	5	0	49	922	0	0	0	36	1	19
Other Handling Stolen Goods	1	14	0	0	0	0	0	13	0	0	0	4	0	3
<b>Offences Against Property</b>	<b>3064</b>	<b>18587</b>	<b>3579</b>	<b>277</b>	<b>669</b>	<b>20</b>	<b>2168</b>	<b>22192</b>	<b>1</b>	<b>16</b>	<b>85</b>	<b>1976</b>	<b>120</b>	<b>1198</b>
<b>Drug Offences</b>	<b>311</b>	<b>14310</b>	<b>1415</b>	<b>79</b>	<b>104</b>	<b>2</b>	<b>563</b>	<b>35791</b>	<b>0</b>	<b>7</b>	<b>0</b>	<b>265</b>	<b>823</b>	<b>10974</b>
<b>Prostitution Offences</b>	<b>0</b>	<b>16</b>	<b>0</b>	<b>0</b>	<b>0</b>	<b>0</b>	<b>0</b>	<b>54</b>	<b>0</b>	<b>0</b>	<b>0</b>	<b>1</b>	<b>0</b>	<b>9</b>
<b>Liquor (excl. Drunkenness)</b>	<b>9</b>	<b>2064</b>	<b>77</b>	<b>22</b>	<b>5</b>	<b>1</b>	<b>30</b>	<b>746</b>	<b>1</b>	<b>39</b>	<b>0</b>	<b>6</b>	<b>10</b>	<b>158</b>
<b>Breach Domestic Violence Protection Order</b>	<b>11</b>	<b>5141</b>	<b>3</b>	<b>23</b>	<b>0</b>	<b>1</b>	<b>11</b>	<b>3065</b>	<b>0</b>	<b>10</b>	<b>1</b>	<b>220</b>	<b>3</b>	<b>2244</b>
<b>Trespassing and Vagrancy</b>	<b>237</b>	<b>1096</b>	<b>434</b>	<b>53</b>	<b>41</b>	<b>0</b>	<b>318</b>	<b>1187</b>	<b>0</b>	<b>3</b>	<b>2</b>	<b>18</b>	<b>13</b>	<b>78</b>
<b>Weapons Act Offences</b>	<b>58</b>	<b>1557</b>	<b>160</b>	<b>21</b>	<b>12</b>	<b>0</b>	<b>96</b>	<b>2827</b>	<b>0</b>	<b>0</b>	<b>0</b>	<b>37</b>	<b>4</b>	<b>67</b>
<b>Good Order Offences</b>	<b>654</b>	<b>16248</b>	<b>366</b>	<b>42</b>	<b>34</b>	<b>3</b>	<b>807</b>	<b>12590</b>	<b>0</b>	<b>18</b>	<b>4</b>	<b>475</b>	<b>64</b>	<b>9769</b>
<b>Stock Related Offences</b>	<b>0</b>	<b>3</b>	<b>0</b>	<b>386</b>	<b>0</b>	<b>0</b>	<b>0</b>	<b>66</b>	<b>0</b>	<b>0</b>	<b>0</b>	<b>0</b>	<b>0</b>	<b>1</b>
<b>Traffic and Related Offences</b>	<b>36</b>	<b>4690</b>	<b>13</b>	<b>11</b>	<b>3</b>	<b>1</b>	<b>46</b>	<b>28341</b>	<b>0</b>	<b>50</b>	<b>0</b>	<b>135</b>	<b>0</b>	<b>391</b>
<b>Miscellaneous Offences</b>	<b>28</b>	<b>662</b>	<b>767</b>	<b>69</b>	<b>51</b>	<b>0</b>	<b>16</b>	<b>687</b>	<b>0</b>	<b>1</b>	<b>1</b>	<b>34</b>	<b>19</b>	<b>80</b>
<b>Other Offences</b>	<b>1344</b>	<b>45787</b>	<b>3235</b>	<b>706</b>	<b>250</b>	<b>8</b>	<b>1887</b>	<b>85354</b>	<b>1</b>	<b>128</b>	<b>8</b>	<b>1191</b>	<b>936</b>	<b>23771</b>

\*\* Community By-Law offences cannot be separated into offences with and without violence. As such, sub-categories may not add to the total.

# This category includes attempted offences.

^ See Glossary for definitions and inclusions (page 165).

\* Only those offenders whose age and sex were identified are included.

# Offenders:

## Regions by Age and Sex – 2014/15\*

Offence	10-14		15		16		17		18		19	
	Male	Female	Male	Female	Male	Female	Male	Female	Male	Female	Male	Female
Brisbane												
Homicide (Murder)	0	0	0	0	0	0	0	0	0	0	0	0
Other Homicide	0	0	0	0	0	0	0	0	0	0	0	0
Assault	88	53	48	29	65	21	65	32	41	24	78	18
Sexual Offences	42	3	10	1	14	1	14	0	20	2	20	0
Robbery	22	11	12	6	21	12	25	11	24	2	30	1
Other Offences Against the Person	10	4	7	1	14	2	13	0	8	1	12	0
<b>Offences Against the Person</b>	<b>162</b>	<b>71</b>	<b>77</b>	<b>37</b>	<b>114</b>	<b>36</b>	<b>117</b>	<b>43</b>	<b>93</b>	<b>29</b>	<b>140</b>	<b>19</b>
Unlawful Entry	159	52	197	25	154	11	177	23	112	6	99	7
Arson	11	7	1	1	5	0	4	0	4	0	6	0
Other Property Damage	172	39	75	24	121	20	112	24	102	8	101	11
Unlawful Use of Motor Vehicle#	65	16	128	14	114	10	102	11	59	9	45	10
Other Theft (excl. Unlawful Entry)	427	319	323	188	297	180	344	142	299	106	206	127
Fraud	61	31	59	13	129	58	74	22	129	33	79	44
Handling Stolen Goods	47	9	35	14	44	14	35	14	38	15	41	12
<b>Offences Against Property</b>	<b>942</b>	<b>473</b>	<b>818</b>	<b>279</b>	<b>864</b>	<b>293</b>	<b>848</b>	<b>236</b>	<b>743</b>	<b>177</b>	<b>577</b>	<b>211</b>
Central												
Homicide (Murder)	0	0	0	0	0	0	0	0	1	0	0	0
Other Homicide	0	0	0	0	0	0	0	0	2	1	0	0
Assault	95	68	48	27	76	23	60	27	73	26	55	28
Sexual Offences	65	7	21	5	18	0	20	0	18	1	28	0
Robbery	3	0	7	2	4	3	11	0	8	1	4	1
Other Offences Against the Person	11	1	14	1	7	1	5	1	13	5	10	3
<b>Offences Against the Person</b>	<b>174</b>	<b>76</b>	<b>90</b>	<b>35</b>	<b>105</b>	<b>27</b>	<b>96</b>	<b>28</b>	<b>115</b>	<b>34</b>	<b>97</b>	<b>32</b>
Unlawful Entry	302	63	166	27	153	20	151	12	75	6	73	6
Arson	9	2	2	0	6	0	6	1	1	1	0	0
Other Property Damage	251	70	151	34	117	23	74	23	76	17	53	11
Unlawful Use of Motor Vehicle#	48	10	38	15	75	9	52	7	25	1	25	7
Other Theft (excl. Unlawful Entry)	486	154	194	136	215	96	256	46	141	41	179	38
Fraud	52	33	23	21	44	16	32	14	27	16	80	17
Handling Stolen Goods	46	7	32	7	23	0	28	2	20	7	31	3
<b>Offences Against Property</b>	<b>1194</b>	<b>339</b>	<b>606</b>	<b>240</b>	<b>633</b>	<b>164</b>	<b>599</b>	<b>105</b>	<b>365</b>	<b>89</b>	<b>441</b>	<b>82</b>
Northern												
Homicide (Murder)	0	0	0	0	0	0	0	0	0	0	1	0
Other Homicide	0	0	1	0	0	0	0	0	1	0	0	0
Assault	148	109	90	44	90	42	89	30	59	25	91	21
Sexual Offences	76	18	21	2	30	2	25	0	25	0	10	1
Robbery	11	14	12	3	7	4	16	0	10	0	8	1
Other Offences Against the Person	25	2	15	0	7	0	8	4	8	1	5	1
<b>Offences Against the Person</b>	<b>260</b>	<b>143</b>	<b>139</b>	<b>49</b>	<b>134</b>	<b>48</b>	<b>138</b>	<b>34</b>	<b>103</b>	<b>26</b>	<b>115</b>	<b>24</b>
Unlawful Entry	820	163	382	42	304	33	333	18	194	13	120	7
Arson	16	3	2	0	1	0	1	0	4	0	4	0
Other Property Damage	488	225	204	67	145	45	110	29	79	15	176	22
Unlawful Use of Motor Vehicle#	246	51	149	51	151	51	155	26	87	11	54	9
Other Theft (excl. Unlawful Entry)	777	361	257	132	205	111	216	85	140	44	129	32
Fraud	50	36	20	6	6	10	35	1	6	9	31	4
Handling Stolen Goods	122	68	50	21	66	7	49	4	22	3	23	3
<b>Offences Against Property</b>	<b>2519</b>	<b>907</b>	<b>1064</b>	<b>319</b>	<b>878</b>	<b>257</b>	<b>899</b>	<b>163</b>	<b>532</b>	<b>95</b>	<b>537</b>	<b>77</b>
South Eastern												
Homicide (Murder)	0	0	0	0	0	0	0	0	0	0	0	0
Other Homicide	0	1	0	0	0	1	0	0	0	0	1	0
Assault	94	54	30	25	59	15	35	15	51	16	51	14
Sexual Offences	39	2	13	2	14	1	11	0	9	1	6	0
Robbery	21	12	14	10	18	12	15	6	10	5	14	3
Other Offences Against the Person	25	5	2	1	4	5	6	0	6	3	4	1
<b>Offences Against the Person</b>	<b>179</b>	<b>74</b>	<b>59</b>	<b>38</b>	<b>95</b>	<b>34</b>	<b>67</b>	<b>21</b>	<b>76</b>	<b>25</b>	<b>76</b>	<b>18</b>
Unlawful Entry	180	48	96	13	108	15	97	11	98	4	81	10
Arson	11	0	4	0	4	0	3	0	1	0	1	0
Other Property Damage	364	61	89	31	92	29	100	12	79	10	85	3
Unlawful Use of Motor Vehicle#	63	14	39	11	67	23	68	16	52	10	57	14
Other Theft (excl. Unlawful Entry)	307	212	136	99	166	113	161	90	174	67	167	75
Fraud	45	16	31	22	29	33	46	6	72	54	47	50
Handling Stolen Goods	29	12	20	8	22	21	29	13	35	14	27	15
<b>Offences Against Property</b>	<b>999</b>	<b>363</b>	<b>415</b>	<b>184</b>	<b>488</b>	<b>234</b>	<b>504</b>	<b>148</b>	<b>511</b>	<b>159</b>	<b>465</b>	<b>167</b>
Southern												
Homicide (Murder)	0	0	0	0	0	0	0	0	0	0	1	0
Other Homicide	0	0	0	0	0	0	0	0	1	1	0	0
Assault	155	69	69	46	74	27	59	20	44	18	62	22
Sexual Offences	54	8	29	3	18	1	28	2	18	0	28	2
Robbery	17	5	9	4	12	2	22	2	10	2	14	0
Other Offences Against the Person	29	8	13	1	9	1	14	1	7	0	8	2
<b>Offences Against the Person</b>	<b>255</b>	<b>90</b>	<b>120</b>	<b>54</b>	<b>113</b>	<b>31</b>	<b>123</b>	<b>25</b>	<b>80</b>	<b>21</b>	<b>113</b>	<b>26</b>
Unlawful Entry	279	28	160	9	118	29	73	5	88	6	86	9
Arson	15	4	16	3	5	2	1	2	6	1	1	1
Other Property Damage	347	50	180	23	171	25	110	17	99	12	73	17
Unlawful Use of Motor Vehicle#	61	15	71	4	47	6	32	2	30	1	32	7
Other Theft (excl. Unlawful Entry)	394	156	208	67	211	87	178	49	164	53	247	61
Fraud	66	28	26	5	48	7	34	5	34	50	49	11
Handling Stolen Goods	32	9	32	9	28	3	29	4	24	9	27	11
<b>Offences Against Property</b>	<b>1194</b>	<b>290</b>	<b>693</b>	<b>120</b>	<b>628</b>	<b>159</b>	<b>457</b>	<b>84</b>	<b>445</b>	<b>132</b>	<b>515</b>	<b>117</b>

# This category includes attempted offences.

\* Only those offenders whose age and sex were identified are included.



# Offenders:

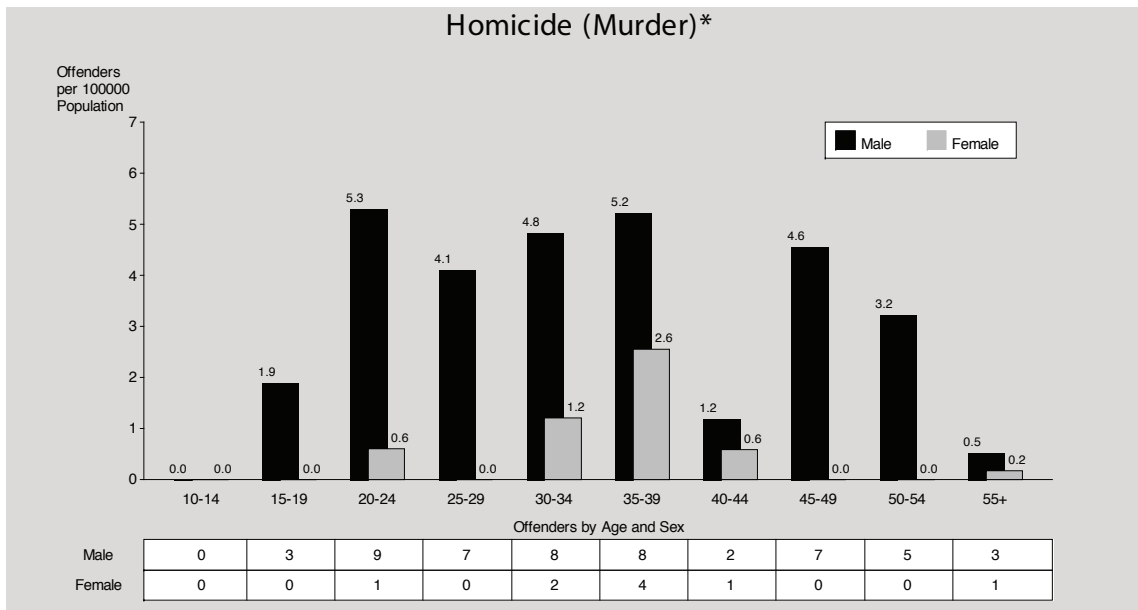
## Regions by Age and Sex – 2014/15\*

Offence	20-24		25-29		30-39		40-49		50-59		60+	
	Male	Female	Male	Female	Male	Female	Male	Female	Male	Female	Male	Female
Brisbane												
Homicide (Murder)	3	0	0	0	3	1	2	1	2	0	3	0
Other Homicide	1	0	7	0	3	0	4	0	2	0	1	0
Assault	346	83	300	83	407	95	251	69	80	19	41	9
Sexual Offences	42	5	45	1	80	2	94	1	43	0	58	5
Robbery	51	12	51	2	53	4	13	1	7	0	0	0
Other Offences Against the Person	36	6	42	2	93	15	66	16	21	4	9	0
<b>Offences Against the Person</b>	<b>479</b>	<b>106</b>	<b>445</b>	<b>88</b>	<b>639</b>	<b>117</b>	<b>430</b>	<b>88</b>	<b>155</b>	<b>23</b>	<b>112</b>	<b>14</b>
Unlawful Entry	297	53	325	39	674	107	224	25	66	66	6	0
Arson	10	0	6	0	6	0	3	3	4	1	1	0
Other Property Damage	318	43	192	23	313	42	148	28	53	10	20	3
Unlawful Use of Motor Vehicle#	186	60	192	37	233	61	83	11	15	2	1	0
Other Theft (excl. Unlawful Entry)	861	550	995	493	1515	885	592	444	172	116	91	105
Fraud	317	133	325	205	635	311	246	139	78	27	30	7
Handling Stolen Goods	158	83	161	58	292	142	124	66	28	16	8	3
<b>Offences Against Property</b>	<b>2147</b>	<b>922</b>	<b>2196</b>	<b>855</b>	<b>3668</b>	<b>1548</b>	<b>1420</b>	<b>716</b>	<b>416</b>	<b>238</b>	<b>157</b>	<b>118</b>
Central												
Homicide (Murder)	3	0	2	0	6	0	1	0	1	1	0	0
Other Homicide	6	0	2	0	4	1	3	2	1	0	1	0
Assault	319	89	261	79	386	134	274	80	90	29	43	7
Sexual Offences	46	3	53	3	76	7	107	1	67	0	59	0
Robbery	22	4	22	2	21	4	8	0	3	0	0	0
Other Offences Against the Person	40	6	43	9	80	12	59	20	21	1	12	1
<b>Offences Against the Person</b>	<b>436</b>	<b>102</b>	<b>383</b>	<b>93</b>	<b>573</b>	<b>158</b>	<b>452</b>	<b>103</b>	<b>183</b>	<b>31</b>	<b>115</b>	<b>8</b>
Unlawful Entry	290	18	171	20	300	45	128	21	53	5	3	0
Arson	2	1	13	1	13	1	3	0	2	0	2	0
Other Property Damage	286	47	213	27	261	48	115	39	35	8	20	0
Unlawful Use of Motor Vehicle#	76	12	62	10	98	21	46	4	21	1	2	0
Other Theft (excl. Unlawful Entry)	445	203	441	178	684	336	276	171	92	68	49	32
Fraud	183	83	137	101	271	240	104	82	49	20	14	10
Handling Stolen Goods	73	18	73	21	127	23	57	12	25	7	0	1
<b>Offences Against Property</b>	<b>1355</b>	<b>382</b>	<b>1110</b>	<b>358</b>	<b>1754</b>	<b>714</b>	<b>729</b>	<b>329</b>	<b>277</b>	<b>109</b>	<b>90</b>	<b>43</b>
Northern												
Homicide (Murder)	0	0	1	0	3	2	4	0	0	0	0	0
Other Homicide	1	0	1	0	2	0	4	0	2	0	2	0
Assault	468	137	352	129	563	194	355	119	110	53	56	4
Sexual Offences	53	4	27	2	66	8	86	0	43	0	43	0
Robbery	12	2	7	3	14	0	2	2	0	0	0	0
Other Offences Against the Person	45	6	29	14	66	13	38	15	23	6	6	3
<b>Offences Against the Person</b>	<b>579</b>	<b>149</b>	<b>417</b>	<b>148</b>	<b>714</b>	<b>217</b>	<b>489</b>	<b>136</b>	<b>178</b>	<b>59</b>	<b>107</b>	<b>7</b>
Unlawful Entry	197	34	141	30	267	23	102	6	17	3	5	0
Arson	6	1	3	1	6	1	7	2	2	1	0	0
Other Property Damage	279	69	191	67	273	66	113	38	33	7	13	3
Unlawful Use of Motor Vehicle#	110	23	38	16	57	8	15	1	2	1	0	0
Other Theft (excl. Unlawful Entry)	392	156	268	121	440	228	201	73	86	47	24	25
Fraud	121	102	132	87	141	85	131	37	20	14	5	4
Handling Stolen Goods	81	20	51	19	93	28	44	11	22	2	1	2
<b>Offences Against Property</b>	<b>1186</b>	<b>405</b>	<b>824</b>	<b>341</b>	<b>1277</b>	<b>439</b>	<b>613</b>	<b>168</b>	<b>182</b>	<b>75</b>	<b>48</b>	<b>34</b>
South Eastern												
Homicide (Murder)	2	0	3	0	3	2	0	0	0	0	0	0
Other Homicide	4	0	1	0	5	1	1	1	0	0	0	0
Assault	255	60	218	54	307	89	195	60	63	25	33	9
Sexual Offences	40	1	46	0	54	2	56	1	44	0	52	0
Robbery	48	8	36	5	30	4	7	2	1	1	0	0
Other Offences Against the Person	35	8	55	3	65	8	42	10	13	1	7	0
<b>Offences Against the Person</b>	<b>384</b>	<b>77</b>	<b>359</b>	<b>62</b>	<b>464</b>	<b>106</b>	<b>301</b>	<b>74</b>	<b>121</b>	<b>27</b>	<b>92</b>	<b>9</b>
Unlawful Entry	169	40	214	25	240	46	108	16	13	11	3	0
Arson	11	0	4	1	7	1	6	0	0	0	1	0
Other Property Damage	240	35	189	27	246	53	103	22	15	10	17	9
Unlawful Use of Motor Vehicle#	168	42	178	39	158	42	46	15	8	1	0	0
Other Theft (excl. Unlawful Entry)	618	303	702	317	1019	505	449	265	75	83	88	37
Fraud	228	157	317	129	578	221	165	116	54	24	42	15
Handling Stolen Goods	124	42	114	54	198	85	79	26	7	5	10	2
<b>Offences Against Property</b>	<b>1558</b>	<b>619</b>	<b>1718</b>	<b>592</b>	<b>2446</b>	<b>953</b>	<b>956</b>	<b>460</b>	<b>172</b>	<b>134</b>	<b>161</b>	<b>63</b>
Southern												
Homicide (Murder)	1	1	1	0	1	1	2	0	2	0	0	0
Other Homicide	1	1	0	0	2	0	2	0	1	2	0	0
Assault	287	89	232	71	405	155	219	86	96	25	50	10
Sexual Offences	39	0	33	11	96	2	102	1	65	0	53	0
Robbery	38	4	28	4	25	5	2	2	0	0	0	0
Other Offences Against the Person	45	8	58	7	90	25	56	12	11	6	10	5
<b>Offences Against the Person</b>	<b>411</b>	<b>103</b>	<b>352</b>	<b>93</b>	<b>619</b>	<b>188</b>	<b>383</b>	<b>101</b>	<b>175</b>	<b>33</b>	<b>113</b>	<b>15</b>
Unlawful Entry	292	29	191	37	406	43	133	22	16	7	1	6
Arson	4	0	4	1	7	3	5	1	1	2	2	0
Other Property Damage	308	45	186	44	258	59	119	29	28	8	14	3
Unlawful Use of Motor Vehicle#	105	22	75	18	125	27	33	5	4	3	3	0
Other Theft (excl. Unlawful Entry)	589	267	480	258	865	472	334	180	109	69	43	34
Fraud	203	118	180	115	303	195	116	97	45	11	11	5
Handling Stolen Goods	121	45	80	40	162	71	63	26	18	9	13	4
<b>Offences Against Property</b>	<b>1622</b>	<b>526</b>	<b>1196</b>	<b>513</b>	<b>2126</b>	<b>870</b>	<b>803</b>	<b>360</b>	<b>221</b>	<b>109</b>	<b>87</b>	<b>52</b>

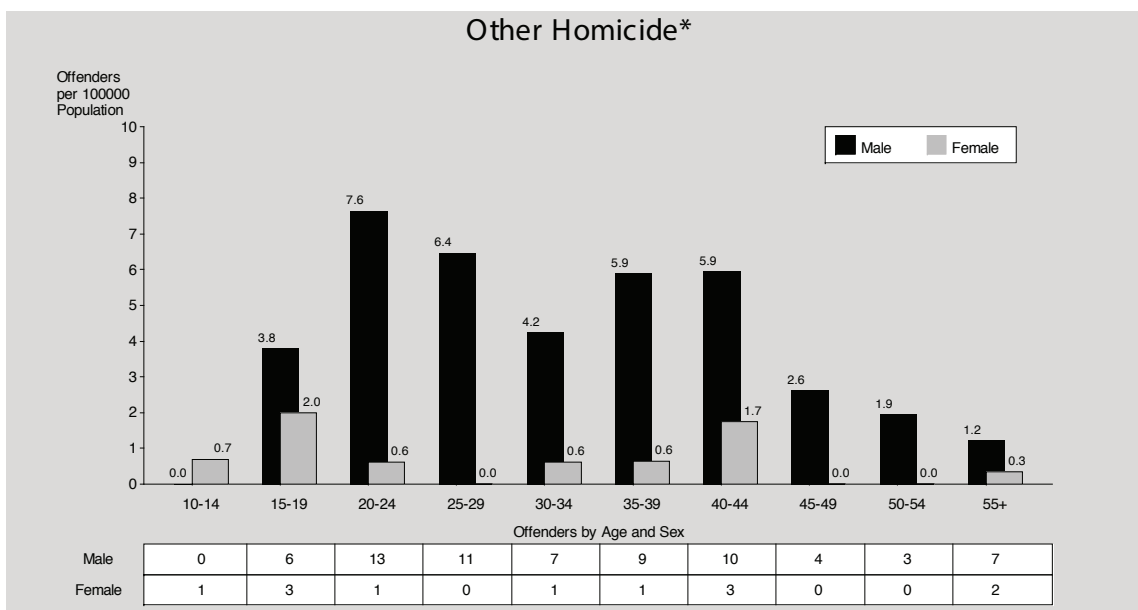
# This category includes attempted offences.

\* Only those offenders whose age and sex were identified are included.

# Offenders



For all age groups, males were more likely than females to commit homicide (murder) with males aged twenty to thirty-nine years representing 52% of all offenders. Of those proceeded against for Homicide, 85% were male. Of the total 60 offenders responsible for homicide (murder) offences, only 9 were female.

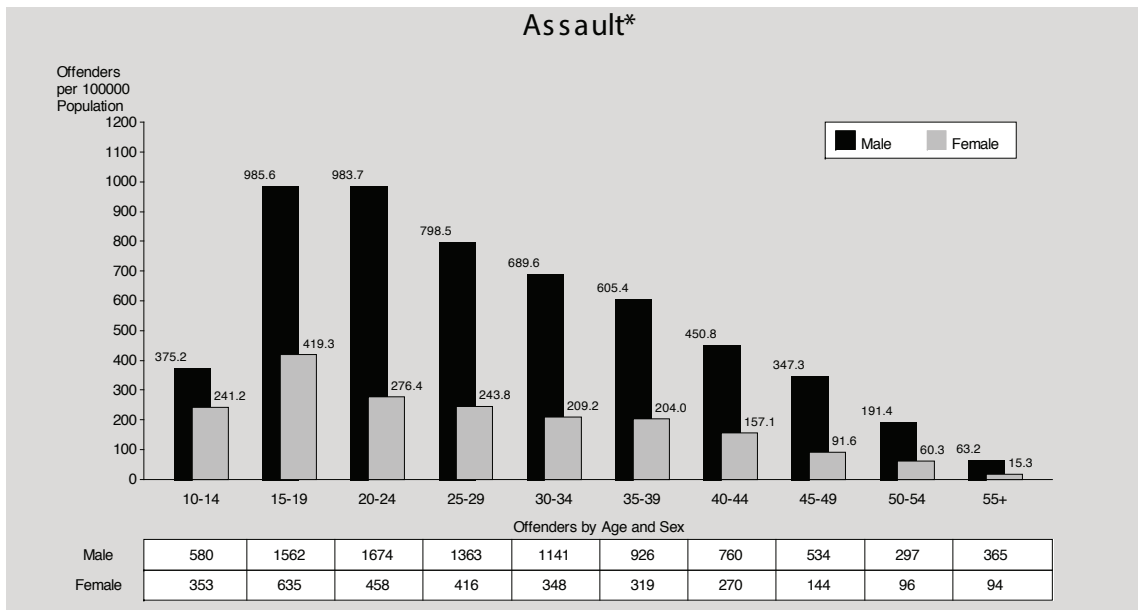


Males aged twenty to twenty-nine years were most likely to commit other homicide offences. At every age, except ten to fourteen years, males committed more offences than females. In total, only 15% of those proceeded against for other homicide offences were female. Males aged twenty to forty-four years accounted for 61% of all offenders in this offence type.

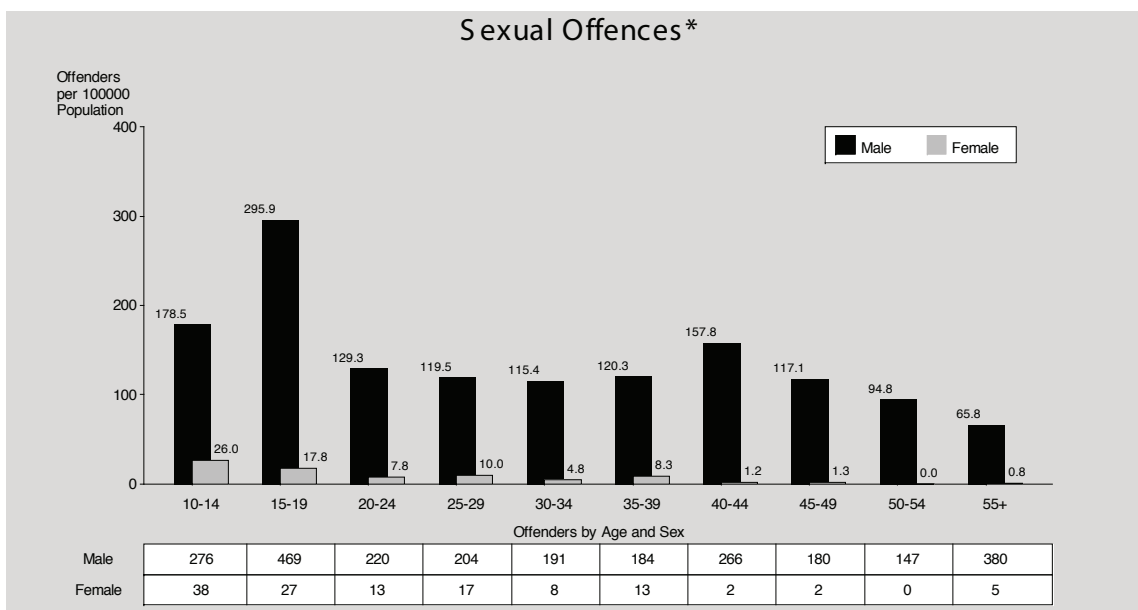
\* Only those offenders whose age and sex were identified are included.



# Offenders



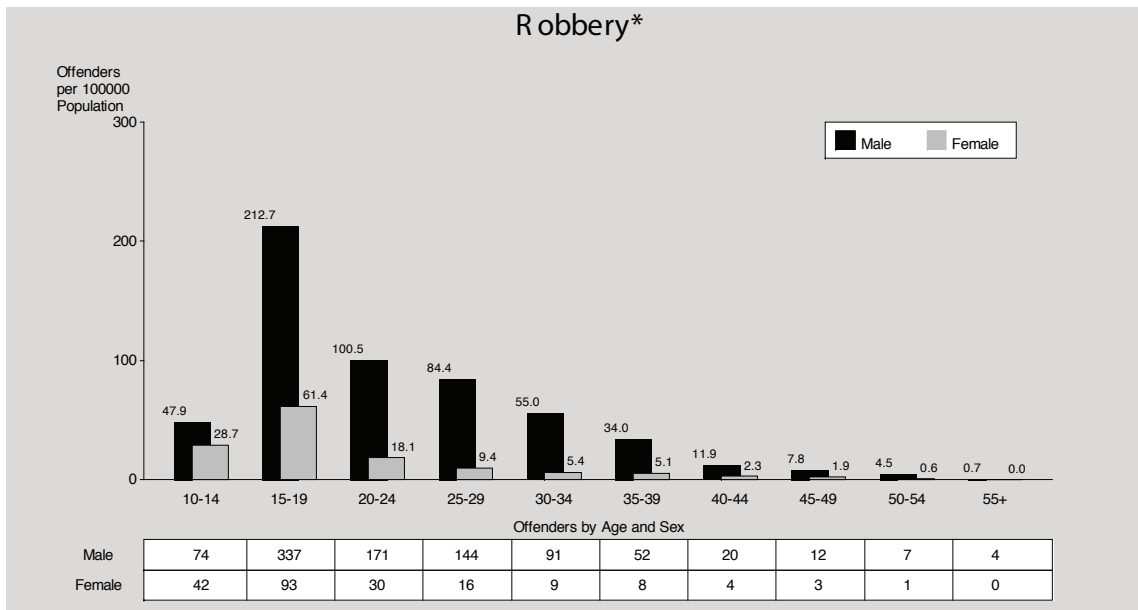
As with most offence types after the age of nineteen years, the likelihood of committing assault offences, decreases with increasing age for both males and females. Approximately 75% of offenders were male. In fact, 47% of offenders were male aged fifteen to thirty-four years. Both males and females in the fifteen to nineteen year age cohort were most likely to offend.



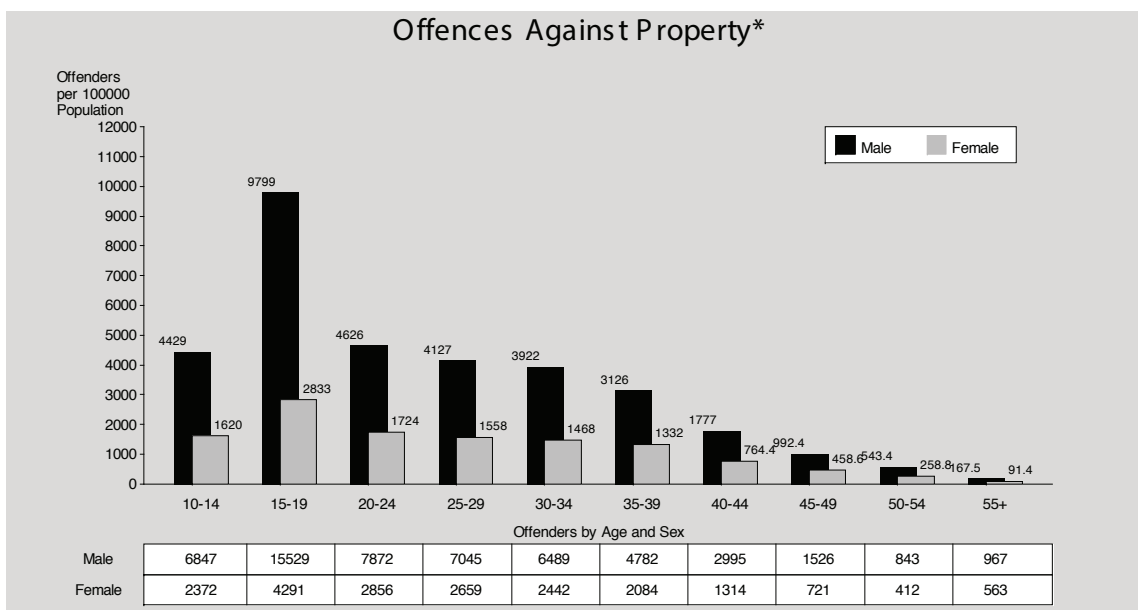
Sexual offences are unique in that the likelihood of offending does not decrease with increasing age to the same extent as other offences. In addition, most offenders were male (95%). During the 2014/15 financial year, there were 125 female offenders for sexual offences across the State compared with 2,517 males.

\* Only those offenders whose age and sex were identified are included.

# Offenders



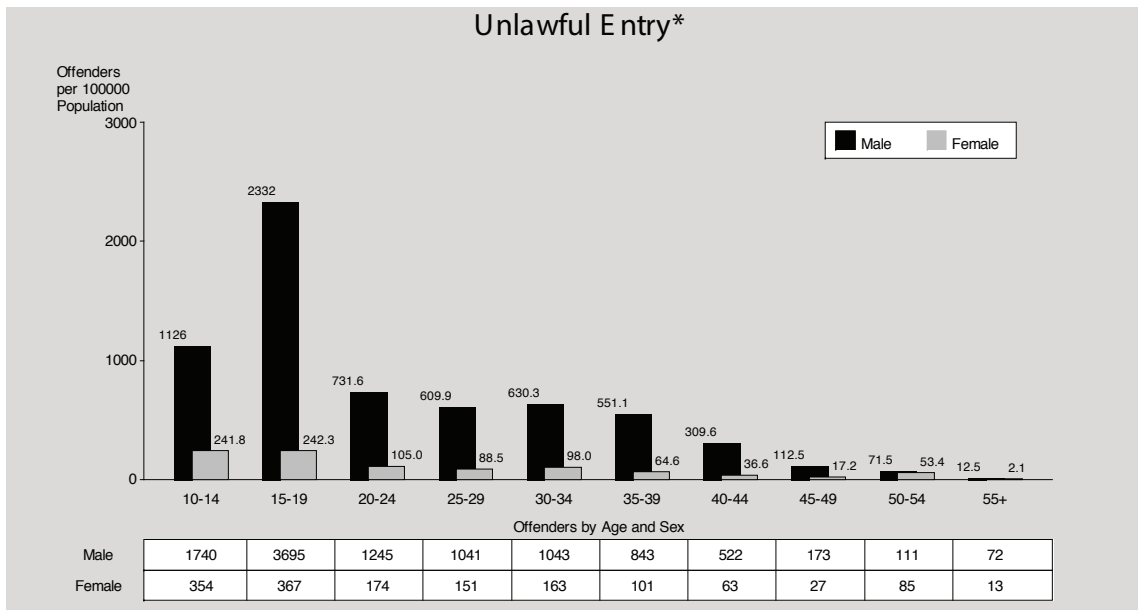
Approximately 82% of offenders were male. Males and females in the fifteen to nineteen year age group were more likely to offend. In fact, males aged fifteen to nineteen years comprised 30% of all offenders. As with previous years, there were very few female offenders greater than 44 years. Five per cent of offenders were aged forty years or more and almost all of these were male.



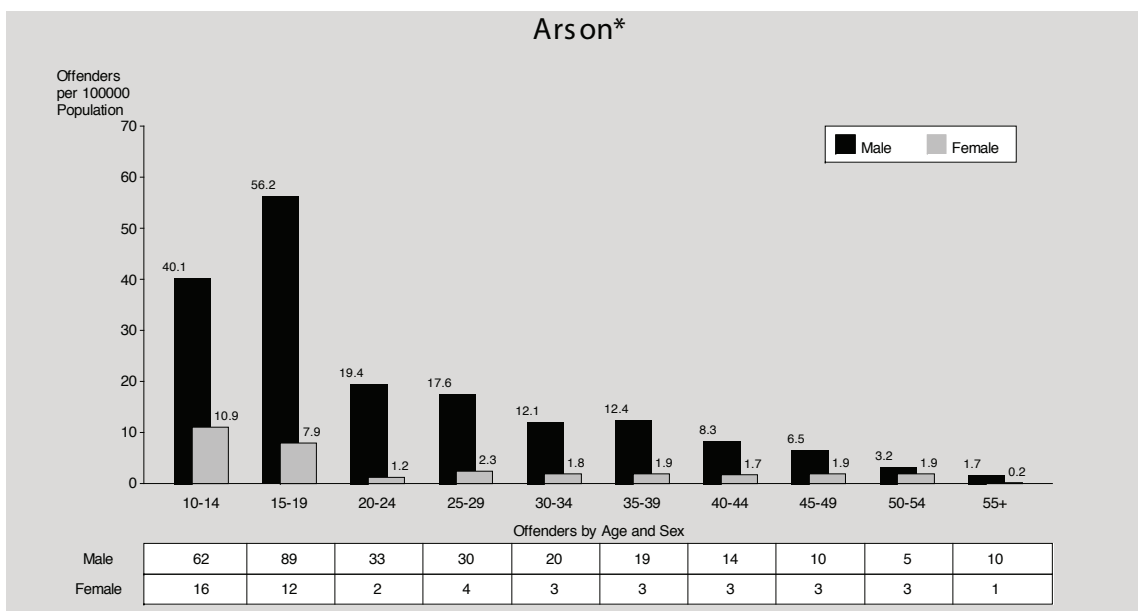
Males aged fifteen to nineteen years were over three times more likely to commit offences against property than females in the same age group. In total, only 26% of offenders were female. At every age, males were more likely than females to offend for offences against property. The likelihood of offending after nineteen years of age, decreased with increasing age.

\* Only those offenders whose age and sex were identified are included.

# Offenders



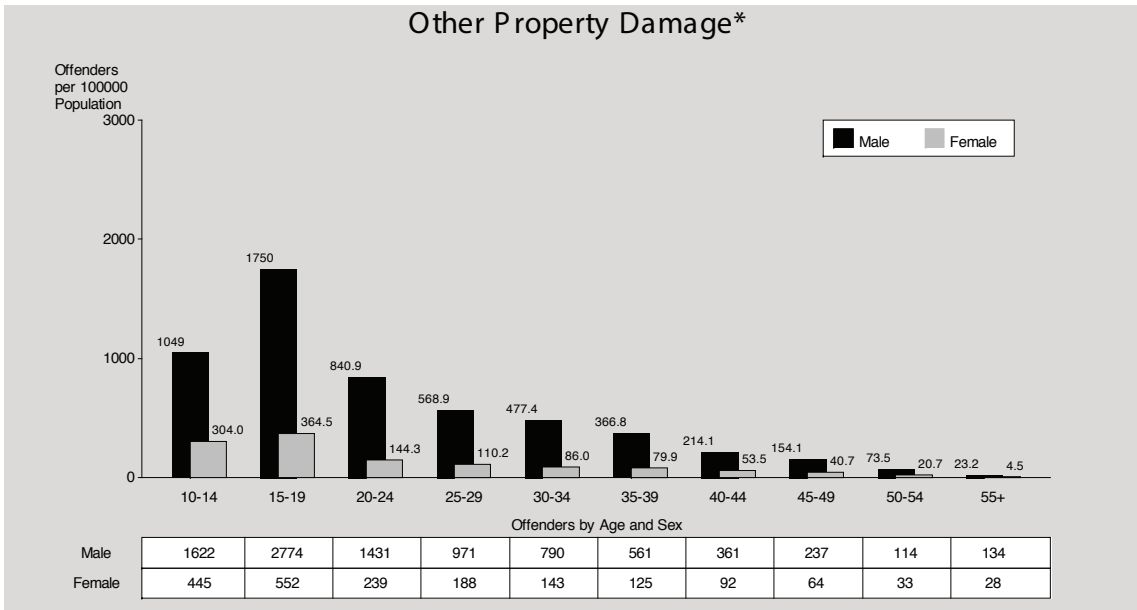
As with most offence types, a large proportion of unlawful entry offenders were male aged fifteen to nineteen years (in fact, 87% of all offenders were male). Very few offences were committed by persons in older age groups (over thirty-nine years). Approximately 56% of offenders were male aged between ten and twenty-four years inclusive.



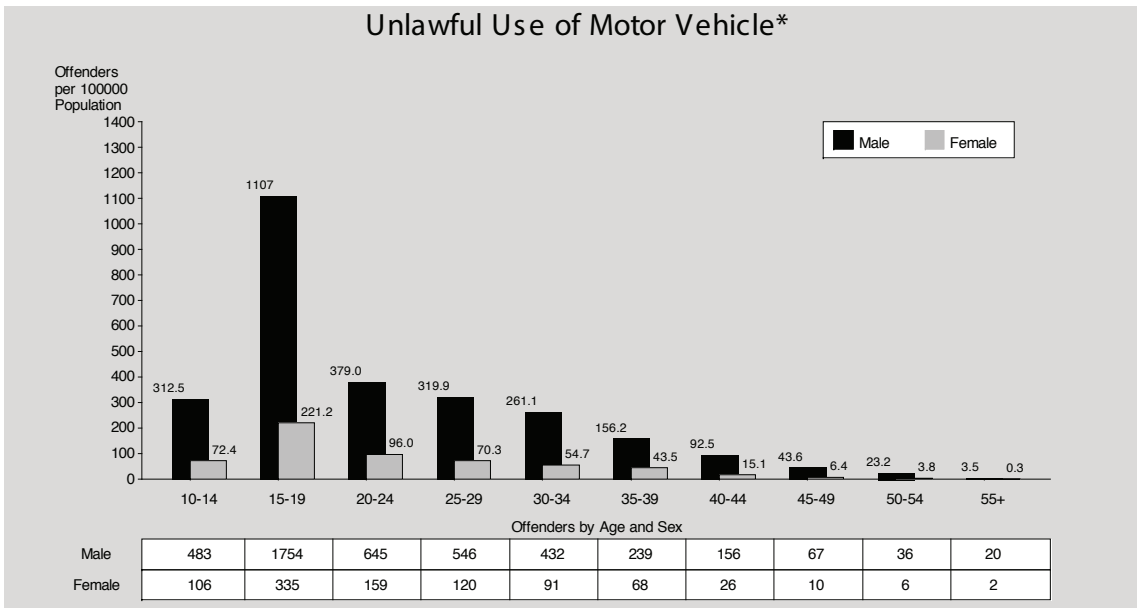
Approximately 44% of those proceeded against for arson offences were male aged between ten and nineteen years. While only 15% of offenders were female, the largest proportion were aged ten to fourteen years. As with most offences against property, very few offenders were recorded in older age groups (14% were forty years and over).

\* Only those offenders whose age and sex were identified are included.

# Offenders



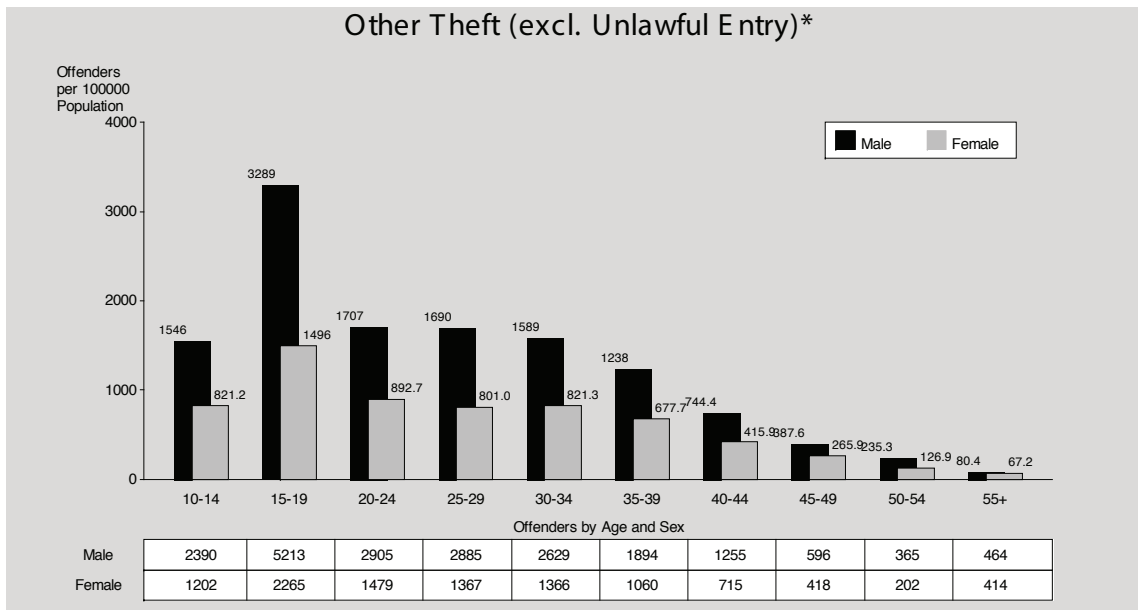
As with most offences against property, the largest proportion (40%) of other property damage offenders were male aged between ten and nineteen years. At every age, males were more likely to offend than females (82% of offenders were male). In addition, as with most offences against property, there were very few offenders in the older age groups with 10% of offenders aged forty and older.



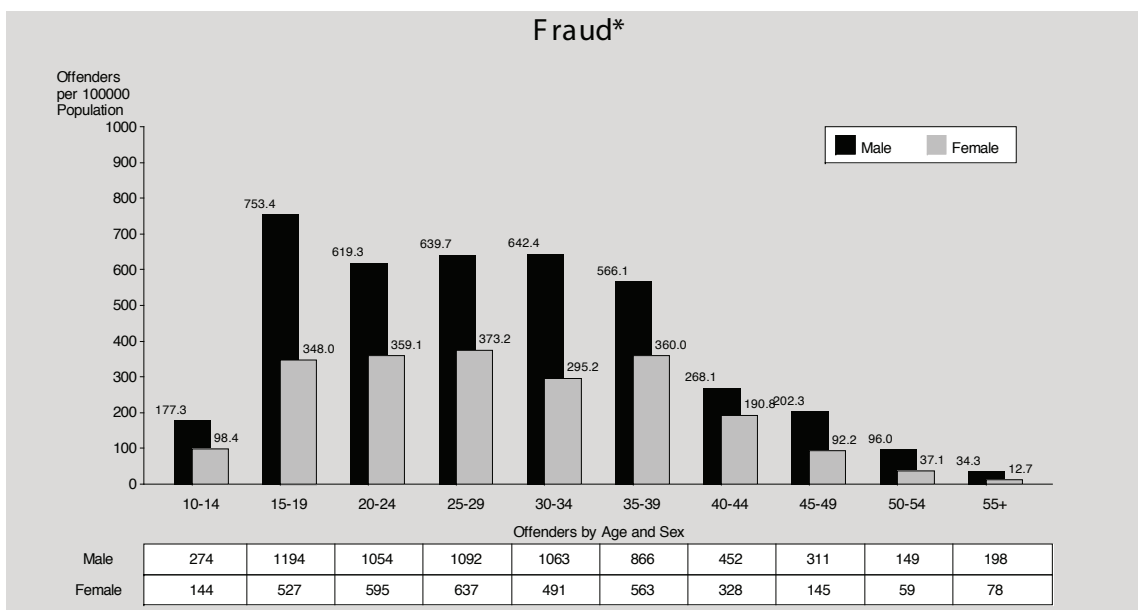
Approximately 33% of unlawful use of motor vehicle offenders were male aged fifteen to nineteen years. While only 17% of offenders were female, 36% of female offenders were aged fifteen to nineteen years. There were very few offenders (only 12%) in the older age groups (thirty-five years and over). Please note that attempted offences are included in this category.

\* Only those offenders whose age and sex were identified are included.

# Offenders



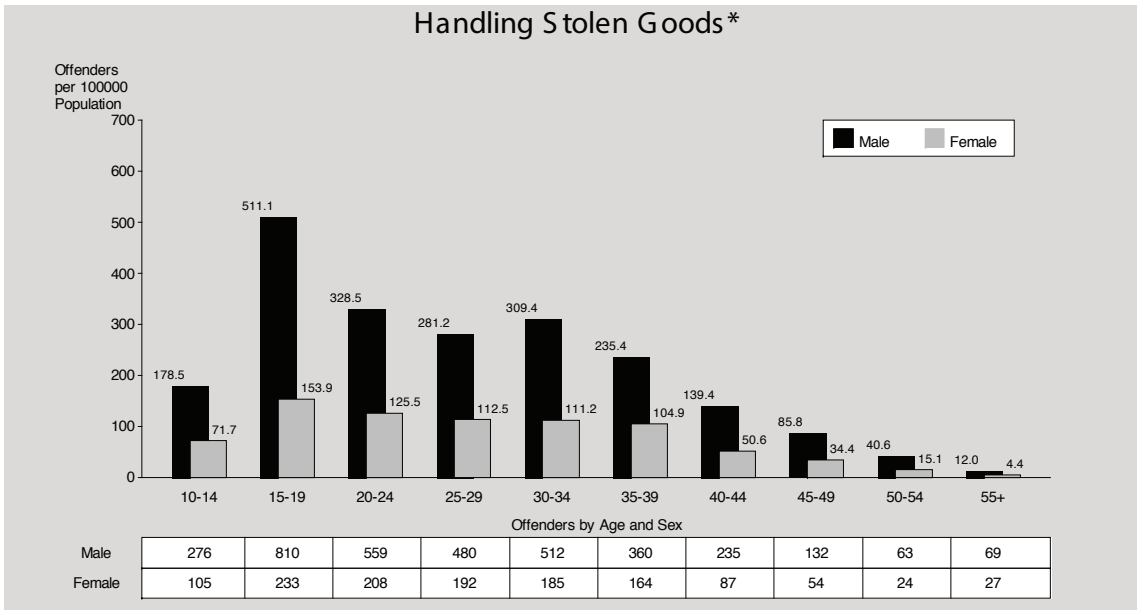
The other theft (excluding unlawful entry) offence category is one of a small number of offences against property committed by a substantial proportion of females. In 2014/15, 34% of offenders proceeded against for other theft (excluding unlawful entry) offences were female. Approximately 44% of the total offenders were male in the fifteen to thirty-four year age cohort.



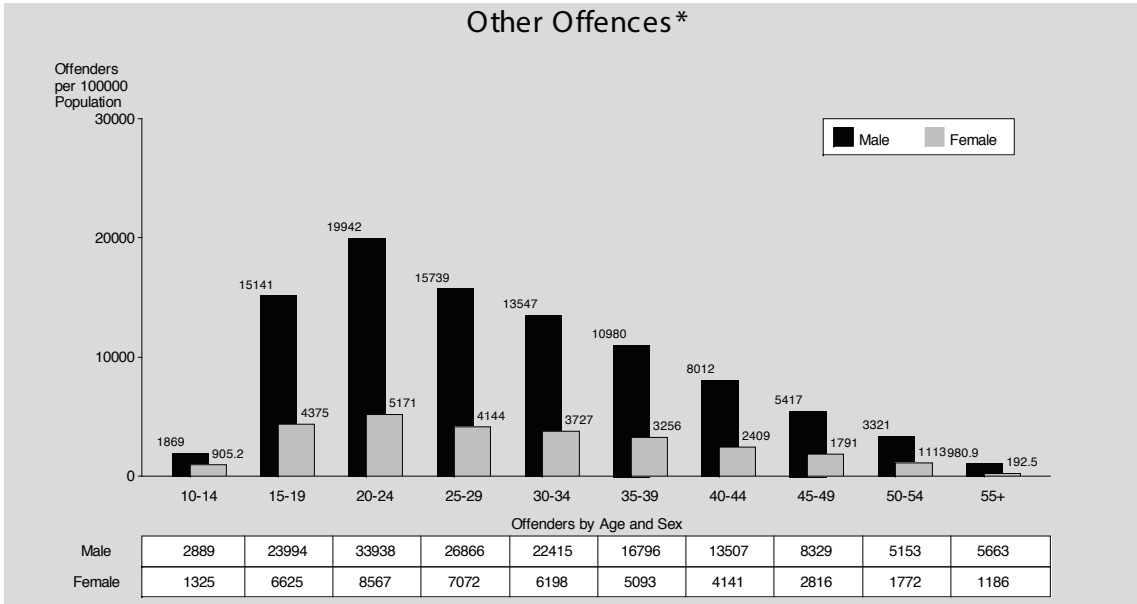
Fraud is another of the offences against property for which a relatively high proportion of offenders are female. In 2014/15, 35% of those proceeded against for fraud were female. Males aged fifteen to thirty-nine years were most likely to offend (in fact, 79% of all male offenders were in this demographic).

\* Only those offenders whose age and sex were identified are included.

# Offenders



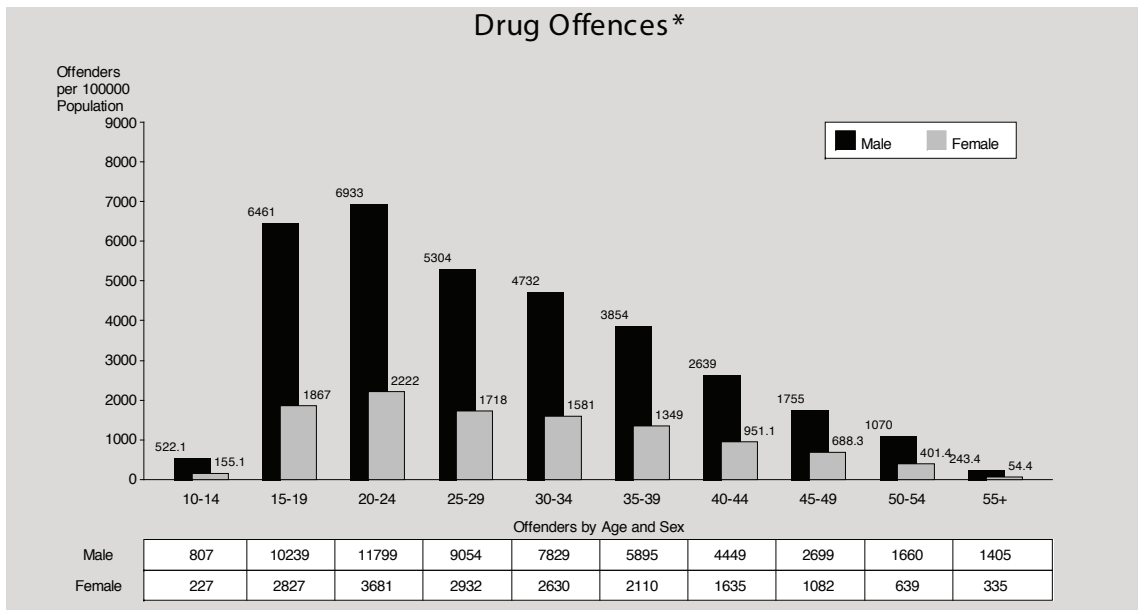
In all age groups, males were more likely than females to offend for handling stolen goods offences (73% were male). For both males and females, those in the fifteen to nineteen year age group were most likely to offend. The risk of offending, after the age of nineteen, decreased significantly with increasing age, apart from the thirty to thirty-four year age group for males, where there was an increase in offending.



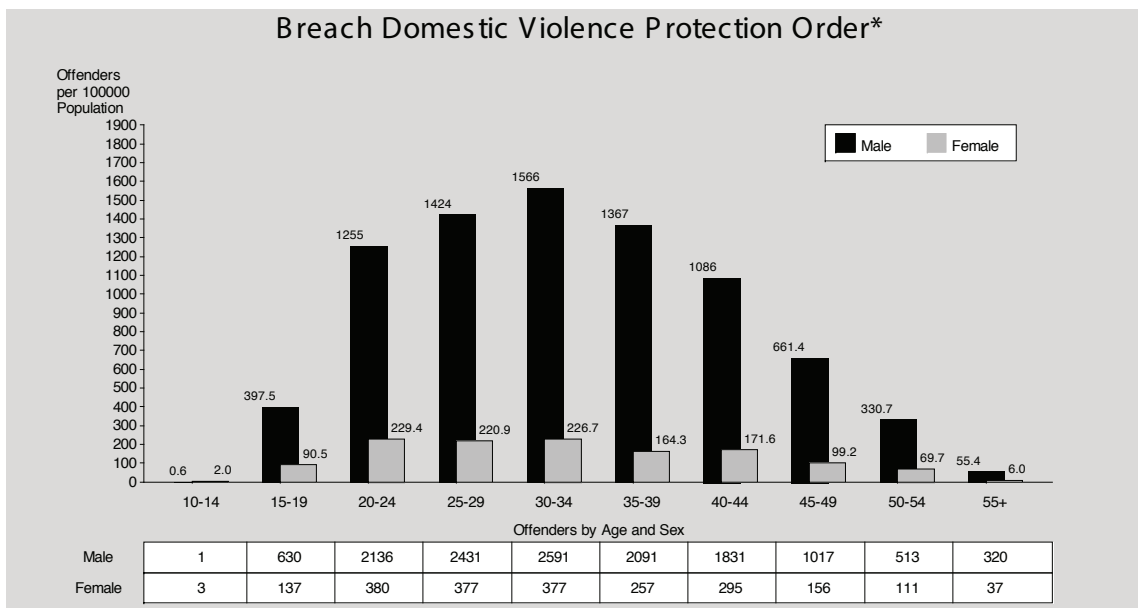
The majority (78%) of offenders for other offences were male, with males aged fifteen to twenty-nine years comprising 41% of offenders in 2014/15. Approximately 68% of offenders were aged under thirty-four years. Of all female offenders, those aged twenty to twenty-four years were most likely to offend.

\* Only those offenders whose age and sex were identified are included.

# Offenders



Approximately 76% of offenders for drug offences were male, with the majority aged between fifteen and twenty-four years inclusive. Females in the fifteen to twenty-four year age bracket were also more likely to offend compared with those in other age groups. Unlike other offence categories, a sizeable proportion (30%) of offenders were aged over thirty-four years.

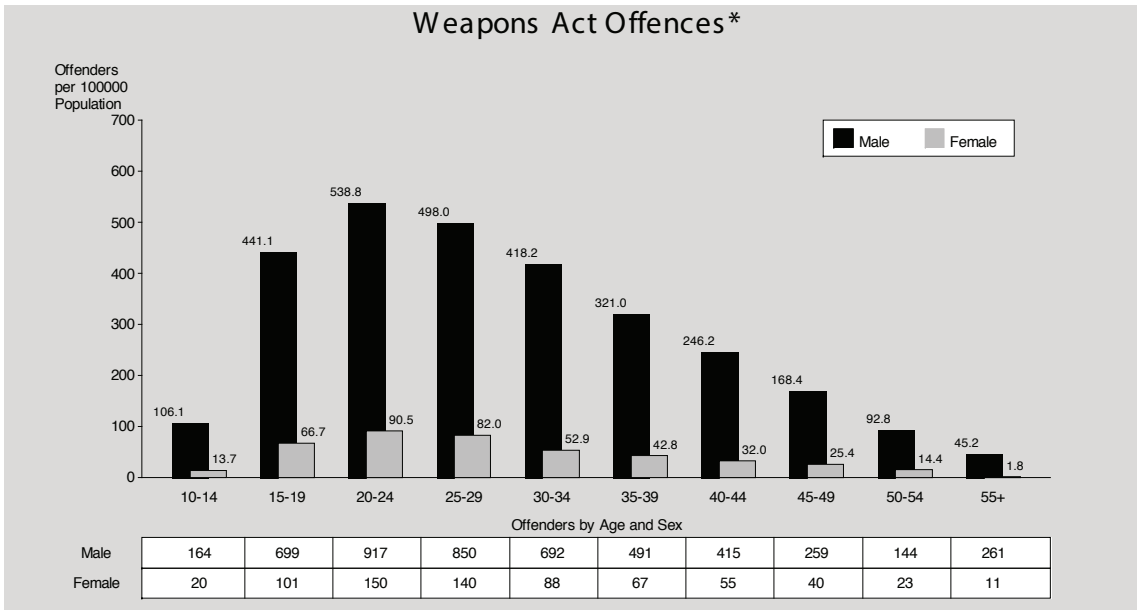


Approximately 86% of offenders for breach of domestic violence protection orders were male and most were aged between twenty and thirty-nine years (59%). Unlike other offence categories, a significant proportion of offenders (27%) were in the older age groups (forty years and over).

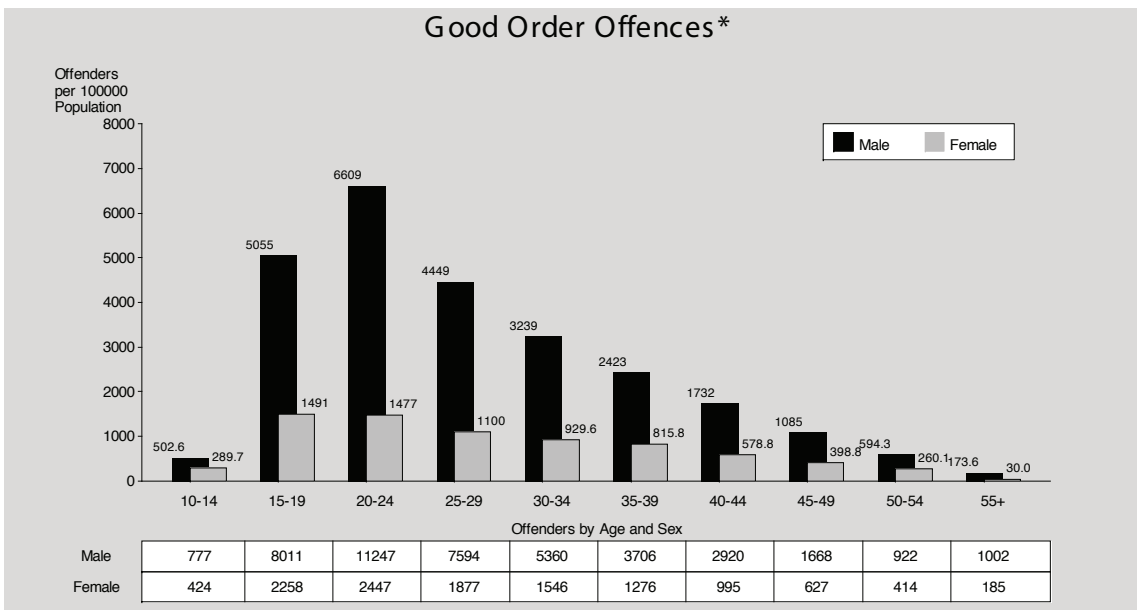
\* Only those offenders whose age and sex were identified are included.



# Offenders



Approximately 88% of those actioned against for Weapons Act offences were male and most were aged twenty to twenty-four years, although a significant proportion were aged over thirty-nine years. For females, those aged fifteen to twenty-nine years were most likely to offend. As is evidenced in the graph above, the risk of offending after the age of twenty-four decreased as age increased.



Patterns of offending for good order offences are typical of those displayed in most offence categories. The majority of offenders were male (78%) with males in the fifteen to twenty-nine age group most likely to offend (49% were in this demographic). After the age of twenty-four years, the likelihood of offending decreased with increasing age.

\* Only those offenders whose age and sex were identified are included.