



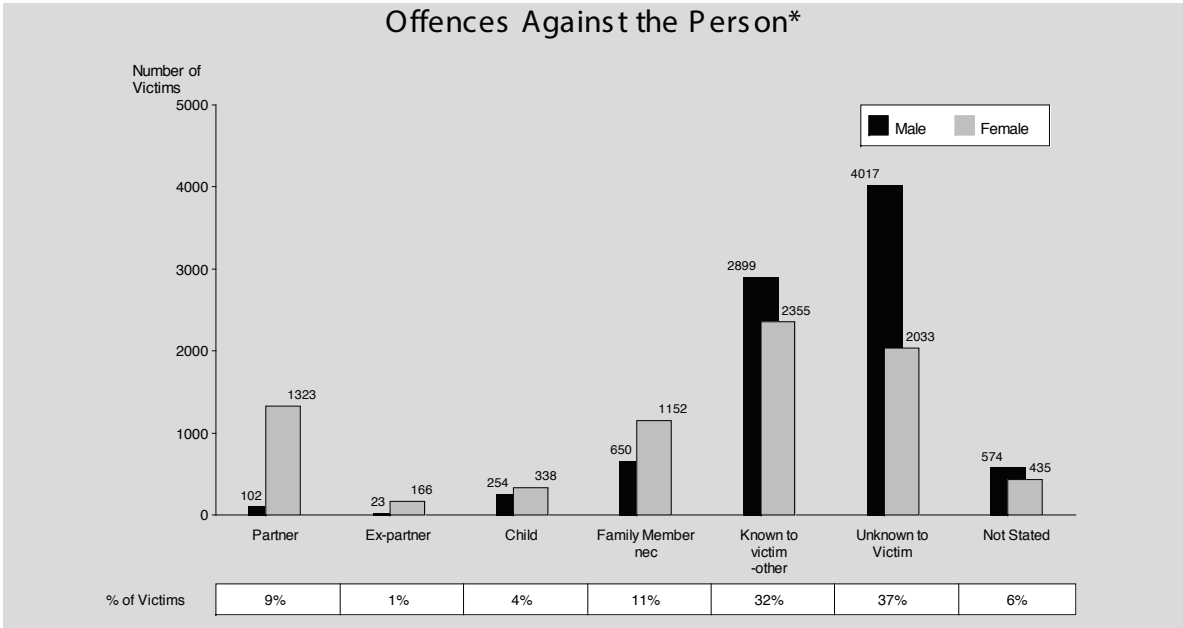
Offender/Victim Relationships

This section provides details of the types of relationships between offenders and victims for all offences against the person. Hence, only those offences that have been cleared are included in this section.

The statistics in this section are counts of victims, rather than offenders or relationships. They do not provide a unique victim count as one person may be counted several times if they were the victim of more than one offence.

The relationship classifications used are derived from those used by the *Australian Bureau of Statistics in Recorded Crime – Victims, Australia (4510.0)*.

As recorded in the graph below, the offender was known to the victim in fifty-seven per cent of the cases where the relationship was identified, including twenty-four per cent where the offender and victim were related. The remaining ‘Known to Victim’ classification includes friends, colleagues, and both professional and other acquaintances.



* Only those offences where the victim’s age and sex were identified are included.

Offender/Victim Relationships:

Victims By Sex & Relationship to Offender* – 2014/15

Offence	Partner		Ex-partner		Child		Other Family Member nec		Known to Victim – Other		Unknown to Victim		Not Stated			
	Male	Female	Male	Female	Male	Female	Male	Female	Male	Female	Male	Female	Male	Female	Male	Female
Brisbane																
Homicide (Murder)	0	0	0	0	0	0	0	0	1	0	3	1	2	1	6	2
Other Homicide	0	1	0	0	1	0	2	0	7	1	2	2	1	1	13	5
Attempted Murder	0	1	0	0	1	0	2	0	6	1	2	2	0	0	11	4
Manslaughter (excl. by driving)	0	0	0	0	0	0	0	0	1	0	0	0	0	0	1	0
Driving Causing Death	0	0	0	0	0	0	0	0	0	0	0	0	1	1	1	1
Assault	13	124	0	8	26	38	55	51	451	226	914	286	103	26	1562	759
Grievous Assault	1	7	0	0	3	0	3	3	23	2	36	4	1	0	67	16
Serious Assault	6	89	0	2	16	13	27	32	176	110	364	103	22	12	611	361
Serious Assault (Other)	2	4	0	3	1	6	8	3	92	43	155	55	21	4	279	118
Common Assault	4	24	0	3	6	19	17	13	160	71	359	124	59	10	605	264
Sexual Offences	0	22	0	6	2	10	26	88	26	124	26	94	8	16	88	360
Rape and Attempted Rape	0	4	0	5	1	4	8	19	5	36	2	12	0	1	16	81
Other Sexual Offences	0	18	0	1	1	6	18	69	21	88	24	82	8	15	72	279
Robbery	0	1	1	0	0	0	0	0	16	9	81	45	6	2	104	57
Armed Robbery	0	0	1	0	0	0	0	0	6	5	44	13	2	0	53	18
Unarmed Robbery	0	1	0	0	0	0	0	0	10	4	37	32	4	2	51	39
Other Offences Against the Person	0	13	0	10	7	4	18	13	32	32	58	43	9	27	124	142
Kidnapping & Abduction etc.	0	10	0	0	2	2	0	1	5	4	16	11	2	3	25	31
Extortion	0	0	0	0	0	0	0	0	0	0	4	1	1	1	5	2
Stalking	0	0	0	10	0	0	1	0	10	18	5	16	1	12	17	56
Life Endangering Acts	0	3	0	0	5	2	17	12	17	10	33	15	5	11	77	53
Offences Against the Person	13	161	1	24	36	52	101	152	533	392	1084	471	129	73	1897	1325
Central																
Homicide (Murder)	0	0	0	0	0	0	1	0	0	0	3	1	1	1	5	2
Other Homicide	0	3	0	0	0	0	0	0	4	0	3	2	0	2	7	7
Attempted Murder	0	3	0	0	0	0	0	0	4	0	0	1	0	0	4	4
Manslaughter (excl. by driving)	0	0	0	0	0	0	0	0	0	0	0	0	0	0	0	0
Driving Causing Death	0	0	0	0	0	0	0	0	0	0	3	1	0	2	3	3
Assault	15	173	5	18	56	60	81	111	466	284	741	273	79	30	1443	949
Grievous Assault	8	7	0	0	3	0	4	0	28	1	33	3	5	0	81	11
Serious Assault	5	129	3	11	25	25	47	50	214	138	292	94	16	10	602	457
Serious Assault (Other)	0	8	0	1	4	8	2	12	80	35	152	68	16	11	254	143
Common Assault	2	29	2	6	24	27	28	49	144	110	264	108	42	9	506	338
Sexual Offences	2	23	0	5	2	13	42	104	48	191	14	87	15	18	123	441
Rape and Attempted Rape	0	7	0	4	1	4	9	39	9	37	1	16	1	0	21	107
Other Sexual Offences	2	16	0	1	1	9	33	65	39	154	13	71	14	18	102	334
Robbery	0	0	0	2	0	1	0	1	10	2	31	19	2	2	43	27
Armed Robbery	0	0	0	1	0	1	0	1	4	1	15	15	1	1	20	20
Unarmed Robbery	0	0	0	1	0	0	0	0	6	1	16	4	1	1	23	7
Other Offences Against the Person	0	19	2	10	2	11	13	15	28	21	29	34	28	25	102	135
Kidnapping & Abduction etc.	0	9	0	1	0	1	1	1	5	3	2	7	0	0	8	22
Extortion	0	0	0	0	0	0	0	0	3	0	0	1	1	0	4	1
Stalking	0	1	1	8	0	0	0	3	1	8	2	12	11	13	15	45
Life Endangering Acts	0	9	1	1	2	10	12	11	19	10	25	14	16	12	75	67
Offences Against the Person	17	218	7	35	60	85	137	231	556	498	821	416	125	78	1723	1561
Northern																
Homicide (Murder)	0	2	0	0	0	1	5	3	4	0	1	1	0	1	10	8
Other Homicide	0	3	0	0	0	0	0	0	2	1	0	0	0	1	3	5
Attempted Murder	0	3	0	0	0	0	0	0	2	0	1	0	0	0	3	3
Manslaughter (excl. by driving)	0	0	0	0	0	0	0	0	0	0	0	0	0	0	0	0
Driving Causing Death	0	0	0	0	0	0	0	0	0	1	0	0	0	1	0	2
Assault	44	485	6	26	44	52	141	223	589	431	699	367	83	57	1606	1641
Grievous Assault	19	31	0	0	2	2	6	10	28	10	30	17	0	1	85	71
Serious Assault	18	337	2	17	19	26	66	116	194	182	213	128	12	22	524	828
Serious Assault (Other)	4	20	2	2	4	4	19	22	166	84	185	82	21	12	401	226
Common Assault	3	97	2	7	19	20	50	75	201	155	271	140	50	22	596	516
Sexual Offences	1	24	0	1	2	8	25	108	63	146	21	91	6	14	118	392
Rape and Attempted Rape	0	7	0	1	0	0	8	32	8	22	1	14	0	1	17	77
Other Sexual Offences	1	17	0	0	2	8	17	76	55	124	20	77	6	13	101	315
Robbery	0	1	0	0	0	0	0	1	5	4	21	19	1	1	27	26
Armed Robbery	0	1	0	0	0	0	0	1	1	3	9	7	1	0	11	12
Unarmed Robbery	0	0	0	0	0	0	0	0	4	1	12	12	0	1	16	14
Other Offences Against the Person	0	12	0	7	1	2	28	25	31	28	35	22	32	37	127	133
Kidnapping & Abduction etc.	0	6	0	0	0	0	0	0	1	6	3	3	1	1	5	16
Extortion	0	0	0	0	0	0	0	0	1	0	0	0	1	1	2	1
Stalking	0	1	0	7	0	0	0	1	7	11	3	8	6	12	16	40
Life Endangering Acts	0	5	0	0	1	2	28	24	22	11	29	11	24	23	104	76
Offences Against the Person	45	527	6	34	47	63	199	360	694	610	778	500	122	111	1891	2205

* Only those offenders whose age and sex were identified are included.

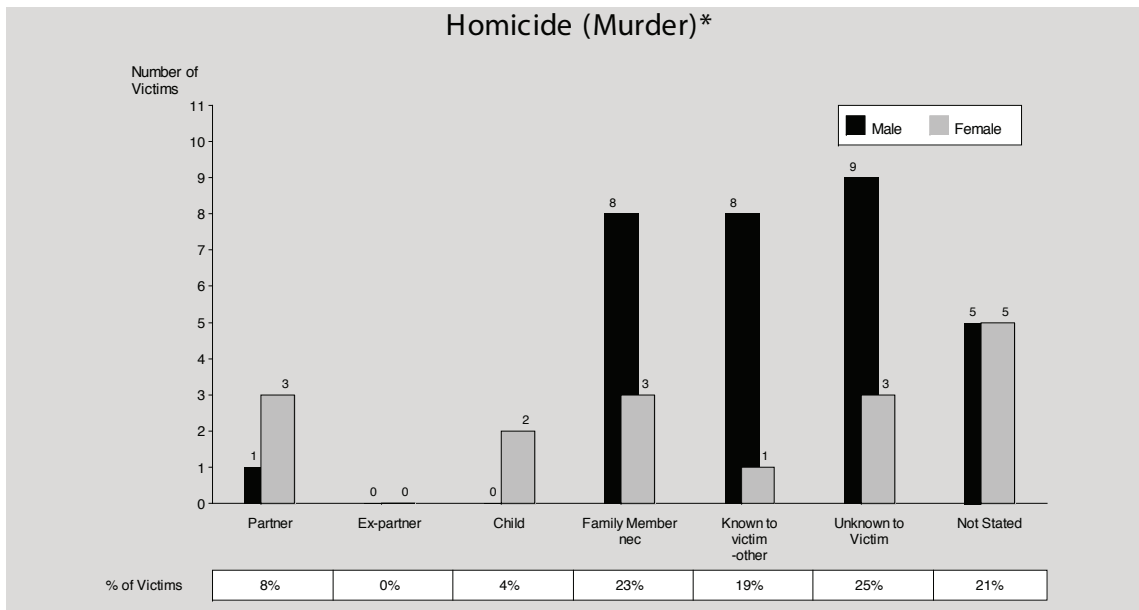
Offender/Victim Relationships:

Victims By Sex & Relationship to Offender* – 2014/15

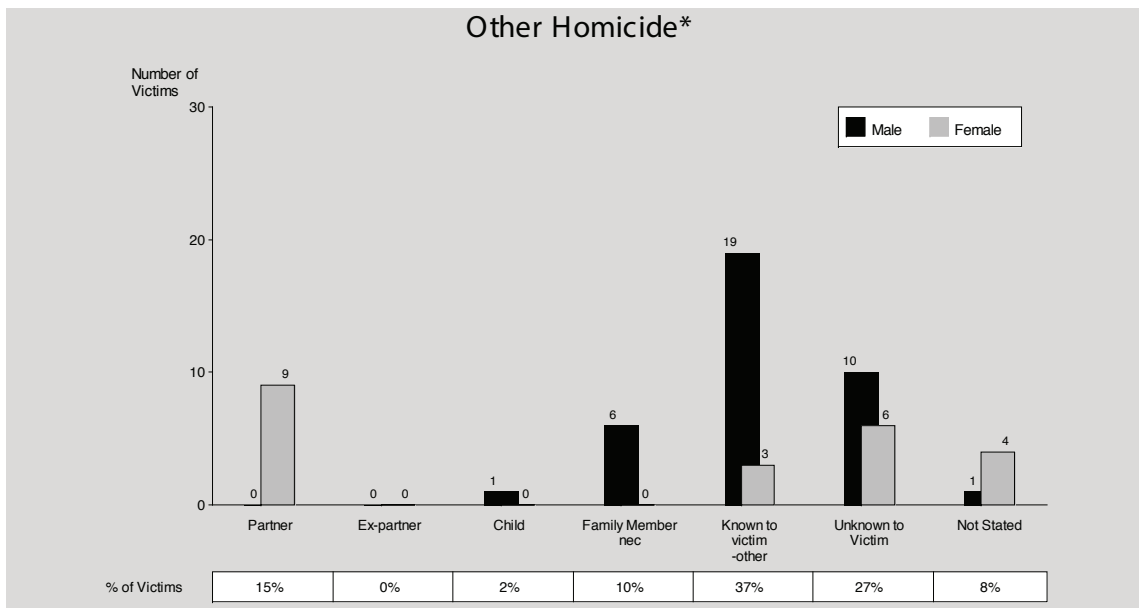
Offence	Partner		Ex-partner		Child		Other Family Member nec		Known to Victim – Other		Unknown to Victim		Not Stated			
	Male	Female	Male	Female	Male	Female	Male	Female	Male	Female	Male	Female	Male	Female	Male	Female
South Eastern																
Homicide (Murder)	0	1	0	0	0	0	0	0	2	1	1	0	1	1	4	3
Other Homicide	0	1	0	0	0	0	2	0	3	0	2	2	0	0	7	3
Attempted Murder	0	1	0	0	0	0	2	0	3	0	1	2	0	0	6	3
Manslaughter (excl. by driving)	0	0	0	0	0	0	0	0	0	0	1	0	0	0	1	0
Driving Causing Death	0	0	0	0	0	0	0	0	0	0	0	0	0	0	0	0
Assault	10	159	5	31	20	27	66	56	345	170	536	198	54	25	1036	666
Grievous Assault	5	7	2	0	2	0	2	3	21	4	33	5	2	0	67	19
Serious Assault	3	114	3	20	12	13	38	29	149	86	228	79	14	14	447	355
Serious Assault (Other)	0	3	0	4	2	4	9	5	76	24	113	39	14	7	214	86
Common Assault	2	35	0	7	4	10	17	19	99	56	162	75	24	4	308	206
Sexual Offences	0	15	0	3	4	17	14	81	40	89	2	53	6	14	66	272
Rape and Attempted Rape	0	6	0	1	1	7	4	26	8	21	1	12	2	0	16	73
Other Sexual Offences	0	9	0	2	3	10	10	55	32	68	1	41	4	14	50	199
Robbery	0	1	0	0	0	0	0	0	24	7	61	42	4	6	89	56
Armed Robbery	0	0	0	0	0	0	0	0	9	3	32	13	2	0	43	16
Unarmed Robbery	0	1	0	0	0	0	0	0	15	4	29	29	2	6	46	40
Other Offences Against the Person	0	11	0	11	3	2	9	8	42	27	35	20	19	23	108	102
Kidnapping & Abduction etc.	0	2	0	3	0	0	0	0	9	6	4	2	0	2	13	15
Extortion	0	0	0	0	0	0	0	0	2	0	0	0	2	2	4	2
Stalking	0	3	0	5	0	0	0	0	4	7	2	7	5	6	11	28
Life Endangering Acts	0	6	0	3	3	2	9	8	27	14	29	11	12	13	80	57
Offences Against the Person	10	188	5	45	27	46	91	145	456	294	637	315	84	69	1310	1102
Southern																
Homicide (Murder)	1	0	0	0	0	1	2	0	1	0	1	0	1	1	6	2
Other Homicide	0	1	0	0	0	0	2	0	3	1	2	0	0	0	7	2
Attempted Murder	0	1	0	0	0	0	2	0	2	1	1	0	0	0	5	2
Manslaughter (excl. by driving)	0	0	0	0	0	0	0	0	1	0	0	0	0	0	1	0
Driving Causing Death	0	0	0	0	0	0	0	0	0	0	1	0	0	0	1	0
Assault	13	180	4	19	78	73	76	114	520	313	608	225	79	27	1378	951
Grievous Assault	9	6	1	1	3	2	5	2	26	1	24	5	3	0	71	17
Serious Assault	3	124	2	11	32	38	50	69	190	136	231	78	24	8	532	464
Serious Assault (Other)	0	9	0	1	5	2	5	9	110	46	106	42	21	5	247	114
Common Assault	1	41	1	6	38	31	16	34	194	130	247	100	31	14	528	356
Sexual Offences	2	28	0	2	3	13	29	127	58	190	11	57	7	40	110	457
Rape and Attempted Rape	0	7	0	2	1	4	3	40	14	43	1	11	2	4	21	111
Other Sexual Offences	2	21	0	0	2	9	26	87	44	147	10	46	5	36	89	346
Robbery	0	2	0	0	0	0	1	0	25	9	30	16	6	4	62	31
Armed Robbery	0	0	0	0	0	0	0	0	6	1	18	8	1	2	25	11
Unarmed Robbery	0	2	0	0	0	0	1	0	19	8	12	8	5	2	37	20
Other Offences Against the Person	1	18	0	7	3	5	12	23	53	48	45	33	21	32	135	166
Kidnapping & Abduction etc.	0	9	0	1	0	1	1	6	5	11	2	3	0	2	8	33
Extortion	0	0	0	0	0	0	0	0	3	0	1	0	0	1	4	1
Stalking	0	3	0	4	0	0	0	0	5	15	7	16	6	15	18	53
Life Endangering Acts	1	6	0	2	3	4	11	17	40	22	35	14	15	14	105	79
Offences Against the Person	17	229	4	28	84	92	122	264	660	561	697	331	114	104	1698	1609
Queensland																
Homicide (Murder)	1	3	0	0	0	2	8	3	8	1	9	3	5	5	31	17
Other Homicide	0	9	0	0	1	0	6	0	19	3	10	6	1	4	37	22
Attempted Murder	0	9	0	0	1	0	6	0	17	2	5	5	0	0	29	16
Manslaughter (excl. by driving)	0	0	0	0	0	0	0	0	2	0	1	0	0	0	3	0
Driving Causing Death	0	0	0	0	0	0	0	0	0	1	4	1	1	4	5	6
Assault	95	1121	20	102	224	250	419	555	2371	1424	3498	1349	398	165	7025	4966
Grievous Assault	42	58	3	1	13	4	20	18	126	18	156	34	11	1	371	134
Serious Assault	35	793	10	61	104	115	228	296	923	652	1328	482	88	66	2716	2465
Serious Assault (Other)	6	44	2	11	16	24	43	51	524	232	711	286	93	39	1395	687
Common Assault	12	226	5	29	91	107	128	190	798	522	1303	547	206	59	2543	1680
Sexual Offences	5	112	0	17	13	61	136	509	235	740	74	382	42	102	505	1923
Rape and Attempted Rape	0	31	0	13	4	19	32	157	44	159	6	65	5	6	91	450
Other Sexual Offences	5	81	0	4	9	42	104	352	191	581	68	317	37	96	414	1473
Robbery	0	5	1	2	0	1	2	80	31	224	141	19	15	325	197	
Armed Robbery	0	1	1	1	0	1	0	2	26	13	118	56	7	3	152	77
Unarmed Robbery	0	4	0	1	0	0	1	0	54	18	106	85	12	12	173	120
Other Offences Against the Person	1	73	2	45	16	24	80	84	187	156	202	152	109	144	597	678
Kidnapping & Abduction etc.	0	36	0	5	2	4	2	8	25	30	27	26	3	8	59	117
Extortion	0	0	0	0	0	0	0	0	9	0	5	2	5	5	19	7
Stalking	0	8	1	34	0	0	1	4	28	59	19	59	29	58	78	222
Life Endangering Acts	1	29	1	6	14	20	77	72	125	67	151	65	72	73	441	332
Offences Against the Person	102	1323	23	166	254	338	650	1153	2900	2355	4017	2033	574	435	8520	7803

* Only those offenders whose age and sex were identified are included.

Offender/Victim Relationships



For approximately 54% of homicide (murder) offences, the offender was known to the victim. Thirty-five per cent of victims were from the same family as the offender, and this includes partners, spouses, children, siblings, grandparents, aunts, uncles and other familial relationships.

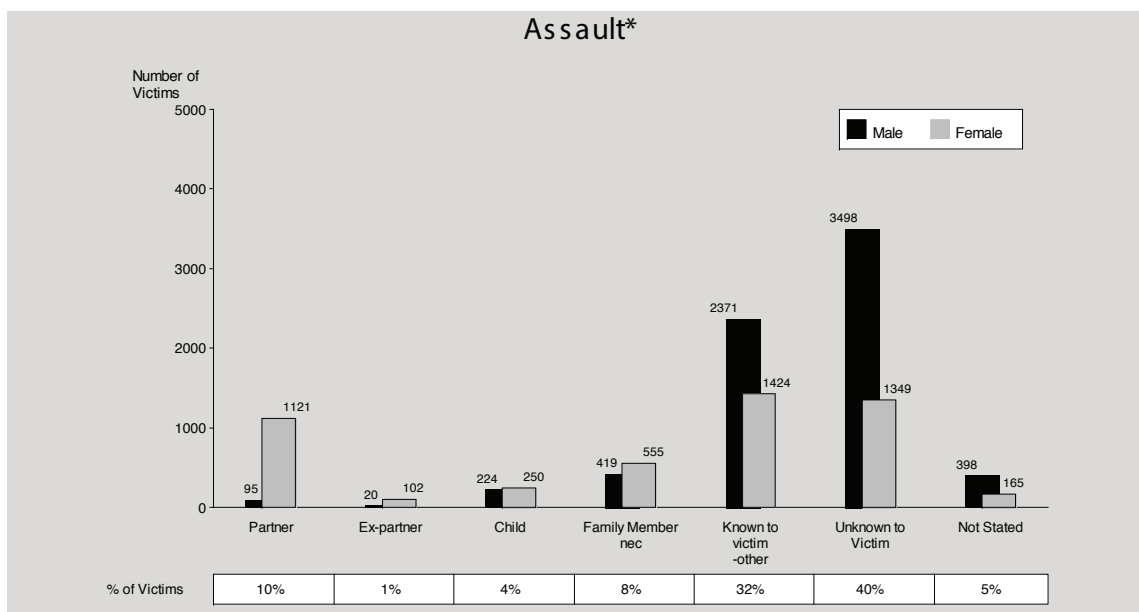


64% of other homicide cases, the offender was known to the victim. Of these cases, 27% committed by a family member. A further 37% of all victims were known to the offender either as friends, acquaintances, neighbours or colleagues.

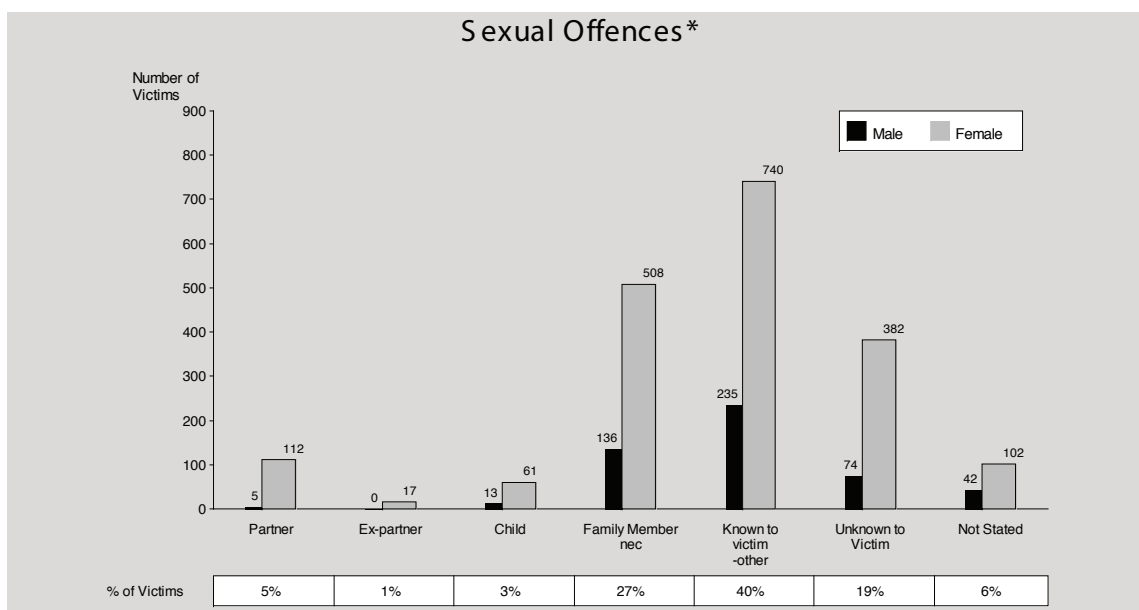
* Only those offenders whose age and sex were identified are included.

Note: Percentages have been rounded to the nearest whole number. Therefore, although the percentages are correct, they do not add to 100%.

Offender/Victim Relationships



For all victims of assault, 55% were known to the offender. In 23% of cases, the offender was a family member and a further 32% were known to the offender either as friends, acquaintances, neighbours or colleagues.

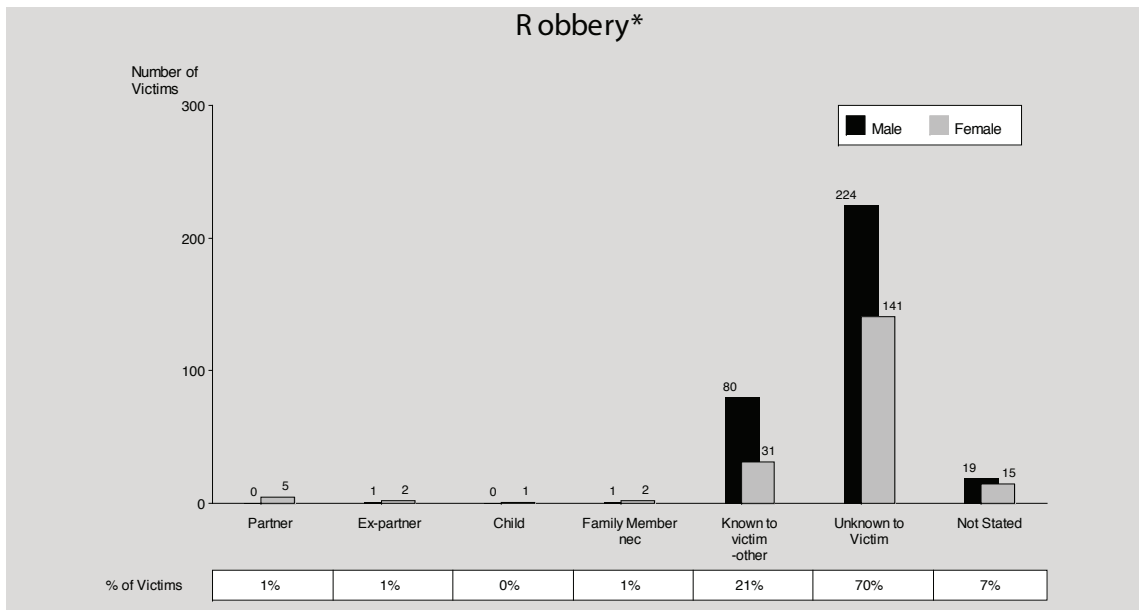


For a substantial proportion of victims of sexual offences (approx. 75%) the offender was known to the victim. A large proportion of victims (35%) are of the same family as the offender while 40% were acquaintances, friends, neighbours or colleagues.

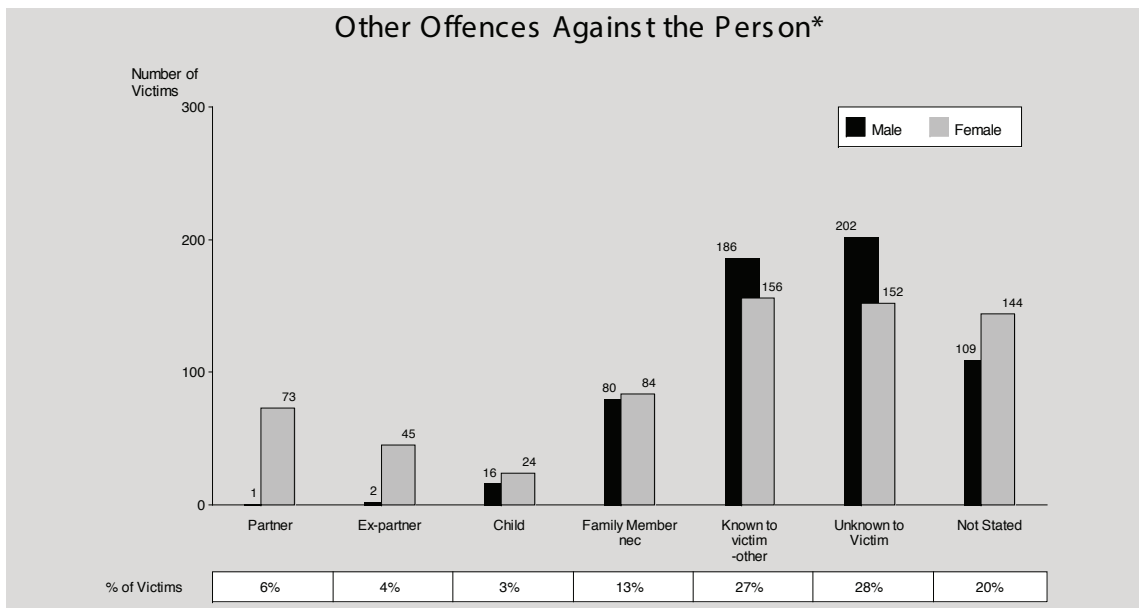
* Only those offences where the victim's age and sex were identified are included.

Note: Percentages have been rounded to the nearest whole number. Therefore, although the percentages are correct, they do not add to 100%.

Offender/Victim Relationships



For a large portion of victims of robbery offences (approx. 70%), the offender was not known to the victim. Robbery is unique in that very few offences are committed by persons known or related to the victim.



Of those relationships that were recorded for other offences against the person, in 28% of cases the offender was not known to the victim. Twenty-five per cent involved offenders who were related to the victim 52% were known to the victim.

* Only those offenders whose age and sex were identified are included.

Note: Percentages have been rounded to the nearest whole number. Therefore, although the percentages are correct, they do not add to 100%.